

CITY OF MERRITT

AGENDA FOR THE SPECIAL BUDGET MEETING OF THE CITY OF MERRITT COUNCIL, TUESDAY, APRIL 30, 1996, MEETING ROOM #1, CIVIC CENTRE CITY HALL, 2185 VOGHT STREET, MERRITT, B.C.

| | <u>AGENDA</u> | <u>PAGE</u> |
|-----|--|-------------|
| 1. | <u>PRESENT:</u> | |
| 2. | <u>CALL TO ORDER:</u> | |
| 3. | <u>ADOPTION OF THE AGENDA:</u> | 1 |
| 4. | <u>PUBLIC HEARING:</u> Nil. | |
| 5. | <u>PETITIONS/DELEGATIONS:</u> Nil. | |
| 6. | <u>ADOPTION OF THE MINUTES:</u> Nil. | |
| 7. | <u>BUSINESS ARISING FROM THE MINUTES:</u> Nil. | |
| 8. | <u>UNFINISHED BUSINESS:</u> | |
| 9. | <u>REPORTS:</u> | |
| | a) 1996 Annual Budget Working Papers | 2-34 |
| 10. | <u>BYLAWS:</u> Nil. | |
| 11. | <u>CORRESPONDENCE:</u> Nil. | |
| 12. | <u>NEW BUSINESS:</u> | |
| 13. | <u>ADJOURNMENT:</u> | |

| ACTUAL 92 | ACTUAL 93 | ACTUAL 94 | AMENDED BUDGET 95 | PROVISIONAL BUDGET 96 | ANNUAL BUDGET 96 |
|-----------|-----------|-----------|-------------------|-----------------------|------------------|
|-----------|-----------|-----------|-------------------|-----------------------|------------------|

GENERAL OPERATING FUND

REVENUES

GENERAL TAXATION

| | | | | | | | |
|----------------------------|------------------|------------------|------------------|------------------|------------------|------------------|---------------|
| Res. School #31 | 979.020 | 1,119.525 | 1,212.154 | 2,078.500 | 2,078.500 | 2,078.500 | 0 |
| Provincial School | 554.610 | 611.213 | 646.742 | | | | 0 |
| Regional Hospital | 111.104 | 113.981 | 124.177 | 142.329 | 142.329 | 179.949 | 37620 |
| BCAA | 41.708 | 45.409 | 50.885 | 59.200 | 59.200 | 59.200 | 0 |
| MFA | 89 | 90 | 95 | 105 | 105 | 105 | 0 |
| TNRD | 127.114 | 155.968 | 146.207 | 200.019 | 200.019 | 481.470 | 281451 |
| City | 2,066.752 | 2,129.005 | 2,300.793 | 2,499.500 | 2,718.500 | 2,763.000 | 44500 |
| Boundary Extension - Taxes | | | | 11.000 | 0 | 0 | 0 |
| Specified Area | 49.924 | 51.066 | 52.096 | 2.100 | 850 | 850 | 0 |
| TOTAL TAXATION | 3,930,322 | 4,226,256 | 4,533,149 | 4,992,753 | 5,199,503 | 5,563,074 | 363571 |

GRANTS IN LIEU

| | | | | | | | |
|-----------------------------|----------------|----------------|----------------|----------------|----------------|----------------|----------|
| Grants in Lieu | 81.560 | 60.145 | 67.114 | 67.500 | 65.200 | 65.200 | 0 |
| B.C. hydro | | 18.876 | 16.684 | 17.000 | 17.000 | 17.000 | 0 |
| Sec 407 - 1% | 66.496 | 68.834 | 75,058 | 83,000 | 84,700 | 84,700 | 0 |
| TOTAL GRANTS IN LIEU | 148,055 | 147,854 | 158,856 | 167,500 | 166,900 | 166,900 | 0 |

SALE OF SERVICES

| | | | | | | | |
|-------------------------------|----------------|----------------|----------------|----------------|----------------|----------------|---------------|
| Fire - TNRD | 32.485 | 53,000 | 51,000 | 51,000 | 40,300 | 38,500 | -1800 |
| Fire - Lower Nicola | 6,587 | 9,000 | 14,000 | 0 | 0 | 0 | 0 |
| Aquatic centre - TNRD | | 36,973 | 164,373 | 185,700 | 129,900 | 116,165 | -13735 |
| Recreation - TNRD | 36,973 | 62,431 | 36,973 | 37,000 | 29,200 | 28,000 | -1200 |
| Tipping fee refund - TNRD | | | | | | 63,000 | 63000 |
| PEP - Spring Island | | | | | | | 0 |
| Sundry Revenue | 6,981 | 4,732 | 4,512 | 4,500 | 4,500 | 4,500 | 0 |
| Administration Charges | 3,753 | 4,719 | 10,724 | 7,500 | 7,500 | 7,500 | 0 |
| Canada games merch sales | (6,294) | 5,410 | 0 | 0 | 0 | 0 | 0 |
| Unapplied accruals | | | 12,445 | 18,000 | 0 | 0 | 0 |
| Fire Dept Fees | | 3,711 | 100 | 900 | 1,000 | 1,000 | 0 |
| Rescue Van Rental | 1,329 | 2,853 | 3,580 | 4,500 | 5,500 | 5,500 | 0 |
| Equipment Charge | 29,313 | 278,437 | 254,127 | 0 | 0 | 0 | 0 |
| Sale of property | | 28,278 | 6,500 | 21,700 | 0 | 257,500 | 257500 |
| Surplus Sale | 814 | 0 | 0 | 0 | 0 | 0 | 0 |
| Suspense | (6,901) | | -160 | | | | 0 |
| GST recovery | | | 12,412 | 0 | 0 | 0 | 0 |
| Revenue - omma | 19,725 | 0 | 0 | 0 | 0 | 0 | 0 |
| Administration - n.v.a.c. | | 11,600 | 34,800 | | | | 0 |
| TOTAL SALE OF SERVICES | 124,766 | 501,143 | 605,385 | 330,800 | 217,900 | 521,665 | 303765 |

CUSTOM WORK

| | | | | | | | |
|--------------------------|--------------|------------|--------------|------------|--------------|--------------|----------|
| Wages & Benefits | 994 | 75 | 2,252 | 100 | 500 | 500 | 0 |
| Equipment Rental | 762 | 67 | 4,736 | 500 | 500 | 500 | 0 |
| Supplies | 2,490 | | 1,416 | 100 | 500 | 500 | 0 |
| TOTAL CUSTOM WORK | 4,246 | 141 | 8,404 | 700 | 1,500 | 1,500 | 0 |

1996 ANNUAL BUDGET WORKING PAPERS

| ACTUAL 92 | ACTUAL 93 | ACTUAL 94 | AMENDED BUDGET 95 | PROVISIONAL BUDGET 96 | ANNUAL BUDGET 96 |
|-----------|-----------|-----------|-------------------|-----------------------|------------------|
|-----------|-----------|-----------|-------------------|-----------------------|------------------|

RENTAL REVENUE

| | | | | | | |
|-----------------------------|----------------|----------------|----------------|----------------|----------------|----------------|
| Library Rental | 17.017 | 31.920 | 31.920 | 35.100 | 0 | 0 |
| R.V. Park Rentals | 76.861 | 69.579 | 81.535 | 75.000 | 80.000 | 80.000 |
| Rental Property (House) | | | | 6.200 | 9.600 | 9.600 |
| B.C. Gas Franchise | 56.450 | 55.892 | 67.484 | 67.500 | 63.500 | 63.500 |
| TOTAL RENTAL REVENUE | 150.328 | 157.391 | 180.938 | 183.800 | 153.100 | 153.100 |

GARBAGE COLLECTION

| | | | | | | |
|---------------------------------|----------------|----------------|----------------|----------------|----------------|----------------|
| Garbage | 268.136 | 349.781 | 353.819 | 374.000 | 385.000 | 385.000 |
| Garbage Tag Sales | | 1335 | 730 | 700 | 700 | 700 |
| TOTAL GARBAGE COLLECTION | 268.136 | 351.116 | 354.549 | 374.700 | 385.700 | 385.700 |

CEMETERY

| | | | | | | |
|-----------------------|---------------|---------------|---------------|--------------|--------------|--------------|
| Plot Fees | 2.944 | 5.069 | 3.619 | 2.900 | 2.900 | 2.900 |
| Interments | 5.620 | 7.875 | 5.250 | 3.500 | 3.500 | 3.500 |
| Lowering Device | 640 | 960 | 560 | 500 | 500 | 500 |
| Misc. Charges | 4.444 | 4.975 | 3.500 | 3.000 | 3.000 | 3.000 |
| TOTAL CEMETERY | 13.647 | 18.879 | 12.929 | 9.900 | 9.900 | 9.900 |

RECREATION AND TOURISM

CIVIC CENTER

| | | | | | | |
|---------------------------|---------------|---------------|---------------|---------------|---------------|---------------|
| Multi Purpose Room | 48.005 | 44.567 | 29.092 | 37.000 | 35.000 | 35.000 |
| Meeting Room Rentals | 6.595 | 2.286 | 2.891 | 2.000 | 3.500 | 3.500 |
| Arts & Crafts Room | 1.803 | 3.407 | 2.933 | 3.500 | 3.400 | 3.400 |
| Other Rentals | 24.075 | 24.000 | 24.025 | 24.000 | 24.000 | 24.000 |
| TOTAL CIVIC CENTER | 80.478 | 74.260 | 58.941 | 66.500 | 65.900 | 65.900 |

NICOLA VALLEY AQUATIC CENTRE

| | | | | | | |
|----------------------------|--------|--------|---------|--------|--------|--------|
| Admissions | 18.932 | 16.417 | 0 | 0 | 0 | 0 |
| Pool Rentals | 3.183 | 1.473 | 0 | 0 | 0 | 0 |
| Lessons/Programs | 28.590 | 25.659 | 0 | 0 | 0 | 0 |
| New pool-memberships | | 31.954 | 54.966 | 35.000 | 37.000 | 37.000 |
| New pool-drop in | | 37.037 | 104.104 | 90.000 | 95.000 | 95.000 |
| New pool-punch card | | 9.648 | 17.894 | 17.000 | 18.000 | 18.000 |
| New pool-lessons child | | | 29.572 | 27.000 | 0 | 0 |
| New pool - specialty inst. | | | 3.491 | 0 | 0 | 0 |
| New pool-lessons adult | | 10.526 | 2.127 | 8.500 | 36.000 | 36.000 |
| New pool-fitness | | (647) | 5.564 | 2.500 | 0 | 0 |
| New pool-lockers | | 4.431 | 12.163 | 10.500 | 10.000 | 10.000 |
| New pool-rentals private | | 1.594 | 2.988 | 3.500 | 16.500 | 16.500 |
| New pool-rentals swim club | | | 5.020 | 6.500 | 0 | 0 |
| New pool-rentals school | | | 6.032 | 6.500 | 0 | 0 |
| New pool-vending | | | 1.991 | 2.500 | 6.650 | 6.650 |
| New pool-retail | | | 2.536 | 3.500 | 0 | 0 |
| New pool-manual | | | 806 | 1.000 | 0 | 0 |

1996 ANNUAL BUDGET WORKING PAPERS

| | ACTUAL 92 | ACTUAL 93 | ACTUAL 94 | AMENDED BUDGET 95 | PROVISIONAL BUDGET 96 | ANNUAL BUDGET 96 | |
|--|----------------|----------------|----------------|-------------------|-----------------------|------------------|--------------|
| Coffee sales | | | 60 | 0 | 0 | 0 | 0 |
| Funleader | | | 180 | | | | 0 |
| Cash/over under | | | 69 | | | | 0 |
| New pool-sundry | | 2,098 | 3,266 | 500 | 500 | 500 | 0 |
| TOTAL SWIMMING POOL | 50,705 | 140,191 | 252,828 | 214,500 | 219,650 | 219,650 | 0 |
| FACILITY USER FEES | | | | | | | |
| Field User Fees | 8,119 | 6,883 | 7,569 | 6,000 | 6,500 | 6,500 | 0 |
| Program Fees | | | 2,683 | 6,900 | 2,000 | 2,000 | 0 |
| Body Alive | 5,986 | 2,860 | 0 | 0 | 0 | 0 | 0 |
| VolleyBall | | | | | | | 0 |
| Arena user fees | | 3,652 | 3,119 | 3,100 | 3,100 | 3,100 | 0 |
| Youth Centre | | | | | | | 0 |
| TOTAL FACILITY FEES | 14,105 | 13,394 | 13,371 | 16,000 | 11,600 | 11,600 | 0 |
| MERRITT INFORMATION CENTER | | | | | | | |
| Brochure Fees | 5,845 | 5,035 | 5,390 | 5,500 | 5,000 | 5,000 | 0 |
| Cattleman's Display | 600 | 600 | 600 | 600 | 0 | 0 | 0 |
| Souvenir Shop Revenue | 4,307 | 7,215 | 12,388 | 13,000 | 3,500 | 28,000 | 24500 |
| Other Revenue | 367 | | 0 | 0 | 0 | 0 | 0 |
| Ministry of highways | 360 | | | | | | 0 |
| Ministry of Forestry | | | | | | 14,100 | 0 |
| Concession Revenue | 11,683 | 11,165 | 12,442 | 12,500 | 0 | 10,000 | 0 |
| TOTAL INFO CENTER | 23,163 | 24,015 | 30,820 | 31,600 | 8,500 | 57,100 | 48600 |
| TOTAL RECREATION | 168,450 | 251,861 | 355,960 | 328,600 | 305,650 | 354,250 | 48600 |
| LICENCES, PERMITS, FEES AND FINES | | | | | | | |
| Building Permits | | | | | | | 0 |
| DP/DVP/Zoning/Subdivision | 5,434 | 9,495 | 11,065 | 10,000 | 12,000 | 12,000 | 0 |
| Business Licences | 50,550 | 52,370 | 54,966 | 52,000 | 54,000 | 54,000 | 0 |
| Dog Licences | 3,994 | 3,340 | 3,216 | 3,000 | 3,100 | 3,100 | 0 |
| Dog Fines | 1,413 | 1,326 | 1,799 | 1,800 | 2,000 | 2,000 | 0 |
| Commercial Vehicles | 2,529 | 2,338 | 2,171 | 2,500 | 2,500 | 2,500 | 0 |
| Traffic Violations | 30 | 28 | 186 | 500 | 500 | 500 | 0 |
| Parking meters | | | | | 2,000 | 2,000 | 0 |
| Building fees | | | | | 66,400 | 71,900 | 5500 |
| Other Fees/Fines | 142 | 880 | 470 | 500 | 500 | 500 | 0 |
| TOTAL LICENCE/PERMIT/FEE | 64,090 | 69,777 | 73,872 | 70,300 | 143,000 | 148,500 | 5500 |
| INTEREST REVENUE | | | | | | | |
| Interest on Investments | 94,243 | 131,959 | 96,469 | 157,500 | 110,000 | 110,000 | 0 |
| Interest on Taxes | 17,312 | 12,227 | 17,949 | 17,000 | 16,000 | 16,000 | 0 |
| Interest - Other | 13,000 | 10,410 | 7,800 | 5,200 | 2,600 | 2,600 | 0 |

4

1996 ANNUAL BUDGET WORKING PAPERS

| | ACTUAL 92 | ACTUAL 93 | ACTUAL 94 | AMENDED BUDGET 95 | PROVISIONAL BUDGET 96 | ANNUAL BUDGET 96 |
|--|-----------|-----------|-----------|-------------------|-----------------------|------------------|
|--|-----------|-----------|-----------|-------------------|-----------------------|------------------|

| | | | | | | |
|------------------------|---------|---------|---------|---------|---------|---------|
| TOTAL INTEREST REVENUE | 124,555 | 154,596 | 122,218 | 179,700 | 128,600 | 128,600 |
|------------------------|---------|---------|---------|---------|---------|---------|

PENALTY AND CHARGES

| | | | | | | |
|--------------------------|--------|--------|--------|--------|--------|--------|
| Penalty on Business Lic. | | 939 | 944 | 600 | 700 | 700 |
| Penalty on Taxes | 29,701 | 34,168 | 28,334 | 28,000 | 29,000 | 29,000 |
| Tax Sale Charges | 474 | 735 | 0 | 1,000 | 1,500 | 1,500 |

| | | | | | | |
|-----------------------------|--------|--------|--------|--------|--------|--------|
| TOTAL PENALTIES AND CHARGES | 30,176 | 35,841 | 29,278 | 29,600 | 31,200 | 31,200 |
|-----------------------------|--------|--------|--------|--------|--------|--------|

GRANTS

| | | | | | | | |
|--------------------------------------|---------|---------|---------|---------|---------|---------|------|
| Revenue Sharing | 405,992 | 395,302 | 390,396 | 398,400 | 410,000 | 418,530 | 8530 |
| Reserve - donations | | 0 | 23,588 | 0 | 0 | 0 | 0 |
| Provincial Emergency Prog. | 1,426 | 1,426 | 1,426 | 1,500 | 1,500 | 1,500 | 0 |
| Visitor's Center | 10,000 | 0 | 0 | 0 | 0 | 0 | 0 |
| Summer Employment Program | 15,556 | 14,145 | 11,740 | 11,500 | 6,000 | 6,000 | 0 |
| RCMP-Doc. Firearms Lic. | 5,297 | 3,709 | 3,228 | 3,000 | 3,000 | 3,000 | 0 |
| OCP | | 0 | 9,600 | 0 | 0 | 0 | 0 |
| Street Lighting | 4,296 | 1,418 | 1,116 | 1,500 | 1,500 | 1,500 | 0 |
| Citizens Patrol | 5,000 | 0 | 0 | 0 | 0 | 0 | 0 |
| Power Smart | 3,664 | 0 | 0 | 0 | 0 | 0 | 0 |
| Victims Assit. Program | 17,100 | 19,200 | 22,550 | 0 | 0 | 0 | 0 |
| A.T.A.P. Grant | 8,636 | 0 | 0 | 0 | 0 | 0 | 0 |
| Continuing on with job | | 27,200 | 0 | 0 | 0 | 0 | 0 |
| Council Donation | | | | | | | 0 |
| Healthy Communities | 10,000 | 15,000 | 0 | 0 | 0 | 0 | 0 |
| Seniors 5% of hydro/gas | | 352 | 311 | 300 | 300 | 300 | 0 |
| Boundary Restructure grant - general | | | | 19,700 | 171,800 | 171,800 | 0 |
| Boundary Restructure grant - police | | | | | 62,500 | 62,500 | 0 |
| Boundary Restructure grant - road | | | | | 133,000 | 133,000 | 0 |
| TNRD Boundary Study | 6,909 | 14,119 | 0 | 0 | 0 | 0 | 0 |
| Zoning grant | | | 0 | 5,700 | 0 | 0 | 0 |
| Subdivision grant | | | 5,650 | 5,650 | 0 | 0 | 0 |
| Transit Study | | | | 3,000 | 0 | 0 | 0 |
| Info Centre Sale | | | | 193,000 | 60,000 | 60,000 | 0 |
| PEP Flood Recovery | | | | | | | 0 |
| TOTAL GRANTS | 493,877 | 491,872 | 469,605 | 643,250 | 849,600 | 858,130 | 8530 |

TRANSFERS

| | | | | | | | |
|--------------------------------|---------|---------|---------|---------|---------|---------|--------|
| Administration Fee - Water | 100,000 | 100,000 | 100,000 | 110,000 | 160,000 | 160,000 | 0 |
| Administration Fee - Sewer | 100,000 | 100,000 | 100,000 | 110,000 | 160,000 | 160,000 | 0 |
| Contribution from surplus | 159,462 | 0 | 49,258 | 9,600 | 164,650 | 186,812 | 22162 |
| Storm Drain Reserve | | 0 | 0 | 0 | 0 | 0 | 0 |
| Reserve for future expenditure | | 132,200 | 231,100 | 106,100 | 0 | 164,000 | 164000 |
| TOTAL TRANSFERS | 359,462 | 332,200 | 480,358 | 335,700 | 484,650 | 670,812 | 186162 |

| | | | | | | | |
|---------------|-----------|-----------|-----------|-----------|-----------|-----------|--------|
| TOTAL REVENUE | 5,880,109 | 6,738,927 | 7,385,500 | 7,647,303 | 8,077,203 | 8,993,331 | 916128 |
|---------------|-----------|-----------|-----------|-----------|-----------|-----------|--------|

1996 ANNUAL BUDGET WORKING PAPERS

| ACTUAL 92 | ACTUAL 93 | ACTUAL 94 | AMENDED BUDGET 95 | PROVISIONAL BUDGET 96 | ANNUAL BUDGET 96 |
|-----------|-----------|-----------|-------------------|-----------------------|------------------|
|-----------|-----------|-----------|-------------------|-----------------------|------------------|

|::

EXPENDITURES

COUNCIL

| | | | | | | |
|--------------------------------|--------|--------|--------|--------|--------|--------|
| Stipends | 50.375 | 52.057 | 49.132 | 50.500 | 64.000 | 64.000 |
| Benefits | | | 1.496 | 1.600 | 2.000 | 2.000 |
| Dues & Subscriptions | 528 | 2.813 | 485 | 4.000 | 4.000 | 4.000 |
| Conventions & Meetings | 5.955 | 12.227 | 17.133 | 19.000 | 18.000 | 18.000 |
| Environment Committee Expenses | 4.889 | 4.081 | 3.850 | 4.000 | 2.500 | 2.500 |
| Council advertising | | | | | 1.000 | 1.000 |
| Honor Local Volunteers | 2.082 | 5.035 | 4.013 | 5.000 | 5.000 | 5.000 |
| Grants in Aid | 31.760 | 37.400 | 25.928 | 32.500 | 32.750 | 32.750 |
| Economic Development | 7.081 | 28.537 | 19.793 | 0 | 0 | 0 |
| Election Expenses | | 5.911 | 114 | 3.800 | 8.000 | 8.000 |
| Inaugural Meeting | | 1.227 | 0 | 0 | 0 | 0 |
| City Pins | | 758 | 0 | 0 | 0 | 0 |
| City maps/pins | | | 254 | 1.700 | 2.000 | 2.000 |
| Healthy communities project | | 6.490 | 8.310 | 0 | 0 | 0 |
| Council public relations | | | 2.667 | 3.000 | 3.000 | 3.000 |
| Labour Day Parade | 1.077 | 1.621 | 1.938 | 2.300 | 1.000 | 1.000 |

| | | | | | | |
|---------------|---------|---------|---------|---------|---------|---------|
| COUNCIL TOTAL | 103.747 | 158.157 | 135.112 | 129.400 | 145.250 | 145.250 |
|---------------|---------|---------|---------|---------|---------|---------|

ADMINISTRATION

| | | | | | | |
|--------------------------------|---------|---------|---------|---------|---------|---------|
| Bylaw Administration | 3.138 | 0 | 0 | 0 | 0 | 0 |
| Payroll Benefits | 29.371 | 11.682 | 34.967 | 39.500 | 47.000 | 47.000 |
| Payroll - sick | | 1.228 | 995 | 1.000 | 2.000 | 29.000 |
| Payroll - vacation | | 13.037 | 10.971 | 14.400 | 15.600 | 15.600 |
| Payroll Full Time | 143.470 | 154.277 | 146.201 | 157.000 | 184.000 | 184.000 |
| Legal | 11.064 | 12.337 | 22.307 | 15.000 | 15.000 | 30.000 |
| Freight and Postage | 7.505 | 8.051 | 7.613 | 9.000 | 10.000 | 10.000 |
| Travel Expense | 1.256 | 583 | 1.343 | 0 | 0 | 0 |
| Office Supplies | 13.726 | 10.411 | 16.549 | 14.000 | 13.000 | 13.000 |
| Photocopy Machine | 12.934 | 11.677 | 5.994 | 15.500 | 18.600 | 18.600 |
| Miscellaneous | 17 | 0 | 0 | 0 | 0 | 0 |
| Advertising | 3.430 | 5.079 | 6.051 | 5.800 | 5.500 | 5.500 |
| Postage Meter/Fold Lease/other | 600 | 1.046 | 654 | 1.700 | 1.700 | 1.700 |
| Labour Management | 2.078 | 0 | 0 | 4.500 | 4.500 | 4.500 |
| Dues and Subscriptions | 1.829 | 1.233 | 1.438 | 1.900 | 1.000 | 1.000 |
| Conventions and Courses | 5.154 | 6.045 | 4.451 | 6.000 | 6.000 | 6.000 |
| Office Space Rental | 24.000 | 24.000 | 24.000 | 24.000 | 24.000 | 24.000 |
| Staff Recruitment | 1.173 | 268 | 371 | 2.500 | 2.500 | 2.500 |
| Consultants' Fees | | 0 | 0 | 0 | 0 | 0 |
| CITY HALL R/M | 1.738 | 950 | 1.925 | 1.000 | 1.000 | 1.000 |
| WCB Requirements | 997 | 5.662 | 562 | 0 | 0 | 0 |
| Healthy Communities | 10.000 | 0 | 0 | 0 | 0 | 0 |
| Boundary Restructure | 6.909 | 14.119 | 0 | 0 | 10.000 | 10.000 |
| Expenses - omma | 20.356 | 0 | 0 | 0 | 0 | 0 |
| Waste Reduction(composting) | | 385 | 4.349 | 5.600 | 0 | 0 |
| Storage Facilities | | 8.426 | 0 | 0 | 0 | 0 |
| Mapping Project | | 7.256 | 0 | 0 | 0 | 0 |
| Getting on With the job | | 33.718 | 1.454 | 0 | 0 | 0 |
| Garbage pick up study | | 5.013 | 0 | 0 | 0 | 0 |
| Past Survey/Easement Reg. | | 9.214 | 2.659 | 17.300 | 0 | 8.100 |

6

1996 ANNUAL BUDGET WORKING PAPERS

| | ACTUAL 92 | ACTUAL 93 | ACTUAL 94 | AMENDED BUDGET 95 | PROVISIONAL BUDGET 96 | ANNUAL BUDGET 96 | |
|---------------------------------------|----------------|----------------|----------------|-------------------|-----------------------|------------------|--------------|
| Water drain firehall | | 420 | 3,693 | 0 | 0 | 0 | 0 |
| Truck route study | | | 0 | 0 | 0 | 0 | 0 |
| Downtown traffic study | | | 4,918 | 800 | 0 | 0 | 0 |
| comp. dev. plan upgrade | | | 25,845 | 1,900 | 0 | 0 | 0 |
| Arena-engineering report | | | 14,126 | 0 | 0 | 0 | 0 |
| Retiring Allowance | | | 29,500 | 14,700 | 0 | 0 | 0 |
| General allowance | | | | 18,200 | 0 | 0 | 0 |
| Bike racks | | | 450 | 0 | 0 | 0 | 0 |
| Trash bash | | | | 2,000 | 1,500 | 1,500 | 0 |
| Facilities facilitator | | | | 5,000 | 0 | 0 | 0 |
| Parker drive slippage review | | | | 7,000 | 0 | 0 | 0 |
| Transit Study | | | | 3,000 | 0 | 0 | 0 |
| Signage - truck route | | | | | 5,000 | 5,000 | 0 |
| School road marking | | | | | 5,000 | 5,000 | 0 |
| D.C.C development re: park aqu & imp. | | | | | 4,200 | 4,200 | 0 |
| Mine shaft wter study | | | | | 16,500 | 16,500 | 0 |
| Access Awareness improvements | | 9,330 | 7,777 | 12,900 | 10,000 | 10,000 | 0 |
| ADMINISTRATION TOTAL | 300,746 | 355,450 | 381,163 | 401,200 | 403,600 | 453,700 | 50100 |
| FINANCE | | | | | | | |
| Payroll Benefits | 31,795 | 12,987 | 43,043 | 37,400 | 41,100 | 41,100 | 0 |
| Payroll Full Time | 181,222 | 180,315 | 168,772 | 129,400 | 154,700 | 154,700 | 0 |
| Payroll Sick | | 6845.23 | 4,267 | 4,200 | 2,000 | 2,000 | 0 |
| Payroll Vacation | | 14268.62 | 13,367 | 11,400 | 12,800 | 12,800 | 0 |
| Payroll Seasonal | 253 | 0 | 0 | 0 | 0 | 0 | 0 |
| Payroll Overtime | 4,616 | 156 | 7 | 0 | 0 | 0 | 0 |
| Ark write off | | | | | | 6,300 | 6300 |
| Audit | 10,389 | 8,000 | 9,144 | 9,000 | 9,500 | 9,500 | 0 |
| Telephone Line Charges | 7,399 | 14,827 | 9,320 | 11,000 | 11,500 | 11,500 | 0 |
| Telephone - Long | 3,939 | 0 | 0 | 0 | 0 | 0 | 0 |
| Telephone - Main/discount | 461 | (3,247) | 0 | 0 | 0 | 0 | 0 |
| NIGHT PHONE SERVICE | 565 | 660 | 817 | 1,500 | 2,000 | 2,000 | 0 |
| Travel Expenses | 544 | 865 | 441 | 0 | 0 | 0 | 0 |
| Computer Maintenance/Programs | 6,410 | 7,384 | 5,224 | 10,000 | 11,000 | 11,000 | 0 |
| Computer Forms | 1,096 | 0 | 0 | 0 | 0 | 0 | 0 |
| Computer Programs | 2,742 | 0 | 0 | 0 | 0 | 0 | 0 |
| Miscellaneous | 73 | 29 | 0 | 0 | 0 | 0 | 0 |
| Insurance | 17,892 | 16,249 | 21,508 | 26,600 | 29,300 | 29,300 | 0 |
| Property Appraisals | | 0 | 0 | 6,500 | 2,200 | 2,200 | 0 |
| Dues & subscriptions | 1,342 | 1,389 | 1,992 | 2,000 | 2,000 | 2,000 | 0 |
| Conventions and Courses | 2,594 | 3,562 | 3,402 | 4,500 | 4,000 | 4,000 | 0 |
| Office Equipment | | 1,555 | 2,012 | 11,500 | 10,000 | 10,000 | 0 |
| Cash Short/Over | (282) | (384) | 283 | 0 | 0 | 0 | 0 |
| IBM Computer Lease | 7,673 | 7,106 | 7,128 | 7,200 | 1,500 | 1,500 | 0 |
| FINANCE TOTAL | 280,723 | 272,569 | 290,727 | 272,200 | 293,600 | 299,900 | 6300 |
| POLICE PROTECTION | | | | | | | |
| Payroll Benefits | 11,011 | 4,423 | 16,317 | 14,400 | 22,200 | 22,200 | 0 |
| Payroll - sick time | | 1,099 | 651 | 2,500 | 1,500 | 1,500 | 0 |
| Payroll - vacation | | 2440.27 | 1973.47 | 3600 | 9500 | 9500 | 0 |
| Payroll Full Time | 65,220 | 70,194 | 64,608 | 57,300 | 79,400 | 79,400 | 0 |
| P.A.P. Contract | 636,916 | 626,384 | 606,318 | 594,000 | 678,000 | 678,000 | 0 |
| POLICE PROTECTION TOTAL | 713,147 | 704,541 | 689,868 | 671,800 | 790,600 | 790,600 | 0 |

7

1996 ANNUAL BUDGET WORKING PAPERS

| ACTUAL 92 | ACTUAL 93 | ACTUAL 94 | AMENDED BUDGET 95 | PROVISIONAL BUDGET 96 | ANNUAL BUDGET 96 |
|-----------|-----------|-----------|-------------------|-----------------------|------------------|
|-----------|-----------|-----------|-------------------|-----------------------|------------------|

BYLAW SERVICES

| | | | | | | |
|----------------------------------|--------|--------|--------|--------|--------|-----|
| Payroll Benefits | | 3,383 | 7,600 | 9,400 | 9,400 | 0 |
| Payroll sick | | | 1,300 | 500 | 500 | 0 |
| Payroll vacation | | 126 | 1,900 | 2,300 | 2,300 | 0 |
| Payroll fulltime | | | 28,800 | 34,600 | 34,600 | 0 |
| Legal | | | 500 | 500 | 500 | 0 |
| Courses/Conventions | | | 1,900 | 2,000 | 2,000 | 0 |
| Telephone/Pager | | | 2,600 | 2,300 | 2,300 | 0 |
| Public relations | | | 1,200 | 1,000 | 1,000 | 0 |
| Kennel | | | 2,900 | 4,000 | 4,000 | 0 |
| Forms | | | 2,400 | 2,000 | 2,000 | 0 |
| Supplies | | | 1,100 | 1,500 | 1,500 | 0 |
| Vehicle charge | | | 6,000 | 6,000 | 6,000 | 0 |
| Utilities | 844 | 844 | 1,041 | 400 | 600 | 600 |
| Supplies | 2,354 | 850 | 0 | 0 | 0 | 0 |
| Animal Control/Bylaw Enforcement | 17,014 | 26,062 | 28,212 | 0 | 0 | 0 |
| Additional bylaw enforcement | | | 12,366 | 0 | 0 | 0 |
| Animal Disposal | 1,333 | 1,696 | 743 | 0 | 0 | 0 |
| Pager Service | 640 | 880 | 1,230 | 0 | 0 | 0 |

ANIMAL CONTROL /BYLAW ENFORCEMENT

| | | | | | |
|--------|--------|--------|--------|--------|--------|
| 22,186 | 30,331 | 47,102 | 58,600 | 66,700 | 66,700 |
|--------|--------|--------|--------|--------|--------|

FIRE PROTECTION

| | | | | | | | |
|---------------------------|--------|---------|--------|--------|--------|--------|--------|
| Staff Benefits | 9,458 | 4,016 | 12,267 | 12,000 | 22,300 | 12,700 | -9600 |
| Staff benefits - sick | | | 0 | 500 | 1,000 | 500 | -500 |
| Staff Benefits - vacation | | 4325.01 | 4,471 | 4,200 | 6,700 | 4,400 | -2300 |
| Staff Full Time | 48,912 | 49,314 | 45,990 | 47,000 | 85,800 | 50,200 | -35600 |
| Telephone | 3,271 | 3,335 | 3,740 | 4,500 | 5,000 | 5,000 | 0 |
| Miscellaneous | 631 | 0 | 0 | 0 | 0 | 0 | 0 |
| Group Life Insurance | 925 | 757 | 1,356 | 1,800 | 1,500 | 1,500 | 0 |
| Insurance | 284 | 316 | 451 | 500 | 600 | 600 | 0 |
| Phone Answering | 4,721 | 3,052 | 4,474 | 5,300 | 6,500 | 6,500 | 0 |
| Dues & Subscriptions | 408 | 398 | 477 | 600 | 1,100 | 1,100 | 0 |
| Conventions & Courses | 3,106 | 3,023 | 2,141 | 3,000 | 5,000 | 3,000 | -2000 |
| Utilities | 5,658 | 6,360 | 5,899 | 5,000 | 6,000 | 6,000 | 0 |
| Equipment Maintenance | 10,453 | 12,726 | 7,337 | 8,500 | 8,000 | 8,000 | 0 |
| Building Maintenance | 8,108 | 4,950 | 4,791 | 5,400 | 5,000 | 5,000 | 0 |
| Supplies | 4,570 | 5,681 | 5,743 | 6,000 | 8,000 | 8,000 | 0 |
| Vehicle Maintenance | 377 | 52,160 | 64,143 | 66,500 | 61,500 | 61,500 | 0 |
| Firefighter Callout | 37,638 | 58,638 | 41,329 | 50,000 | 45,000 | 45,000 | 0 |
| Firefighter Training | 1,557 | 4,166 | 8,981 | 10,000 | 10,000 | 10,000 | 0 |
| Firefighter Medicals | | | 746 | 1,000 | 3,500 | 3,500 | 0 |
| Fireworks Display | | 0 | 0 | 0 | 0 | 0 | 0 |
| Volunteers' Banquet | | 0 | 0 | 0 | 0 | 0 | 0 |
| Hydrant Rental | 10,000 | 12,224 | 19,623 | 26,500 | 26,500 | 26,500 | 0 |
| Clothing | 1,942 | 3,831 | 2,886 | 3,500 | 4,000 | 4,000 | 0 |
| Boundary /hydrant markers | | | | | 3,000 | 3,000 | 0 |
| mapping upgrade | | | | | 4,000 | 4,000 | 0 |
| Inspections contract | | | | | | 27,000 | 27000 |
| Fire Survey | | | | | | 1,300 | 1300 |
| Public Education Material | 410 | 820 | 945 | 1,000 | 1,000 | 1,000 | 0 |

FIRE PROTECTION TOTAL

| | | | | | | |
|---------|---------|---------|---------|---------|---------|--------|
| 152,429 | 230,091 | 237,792 | 262,800 | 321,000 | 299,300 | -21700 |
|---------|---------|---------|---------|---------|---------|--------|

PROVINCIAL EMERGENCY PROGRAM

| | | | | | | | |
|-------------------------|-------|--------|-------|--------|---|--------|-------|
| P.E.P. Program - labour | | | 75 | | | | 0 |
| P.E.P. Program - other | 9,520 | 13,103 | 7,407 | 17,400 | 0 | 14,000 | 14000 |

8

1996 ANNUAL BUDGET WORKING PAPERS

| | ACTUAL 92 | ACTUAL 93 | ACTUAL 94 | AMENDED BUDGET 95 | PROVISIONAL BUDGET 96 | ANNUAL BUDGET 96 | |
|--|---------------|---------------|---------------|-------------------|-----------------------|------------------|--------------|
| P.E.P. Program - vehicles | | | 2.733 | | | | 0 |
| Storage Fees | 803 | 371 | 1.112 | 300 | 0 | 0 | 0 |
| Jaws of Life - labour | | | | | | | 0 |
| Jaws of Life - other | | | 9.256 | | | | 0 |
| Jaws of Life - vehicles | 5.267 | 16.079 | 4.000 | 0 | 0 | 0 | 0 |
| TOTAL PEP | 15.590 | 29.552 | 24.583 | 17.700 | 0 | 14.000 | 14000 |
| OTHER PROTECTIVE SERVICES | | | | | | | |
| Flood Control | | | | 600 | 0 | 10.000 | 10000 |
| Flood Control - Response | | | | | | | 0 |
| Flood Control - Recovery | | | | | | | 0 |
| Victim Services - Wages | 6.517 | 31.137 | 36.945 | 26.200 | 12.800 | 12.800 | 0 |
| Victim Services - Supplies | 779 | | | | | | 0 |
| Citizens Watch | 6.127 | 1.491 | 1.508 | 2.500 | 2.700 | 2.700 | 0 |
| TOTAL OTHER PROTECTIVE SERVICES | 13.423 | 32.628 | 38.452 | 29.300 | 15.500 | 25.500 | 10000 |
| BUILDING INSPECTION | | | | | | | |
| Contract Services | 20.800 | 20.800 | 20.800 | 20.800 | 0 | 0 | 0 |
| Interim Building inspector costs | | | | 5.000 | 0 | 5.500 | 5500 |
| Payroll Benefits | | | | | 11.000 | 11.000 | 0 |
| Payroll sick | | | | | 700 | 700 | 0 |
| Payroll fulltime | | | | | 40.600 | 40.600 | 0 |
| 11 vacation | | | | | 2.600 | 2.600 | 0 |
| Supplies | | | | | 2.000 | 2.000 | 0 |
| Travel/Courses/Convention | | | | | 2.500 | 2.500 | 0 |
| Vehicle charges | | | | | 5.000 | 6.500 | 1500 |
| Subdivision Approvals | | | | | | | 0 |
| TOTAL BUILDING INSPECTIONS | 20.800 | 20.800 | 20.800 | 25.800 | 66.400 | 73.400 | 7000 |
| DEVELOPMENT SERVICES | | | | | | | |
| full time wages | 4.149 | 38.138 | 42.976 | 101.000 | 111.000 | 111.000 | 0 |
| payroll vacation | | 3.385 | 4.218 | 6000 | 8400 | 8400 | 0 |
| payroll sick | | 804 | 153.86 | 1400 | 1500 | 1500 | 0 |
| payroll benefits | 23.957 | 2.856 | 10.407 | 28.000 | 29.100 | 29.100 | 0 |
| consulting staff | 2.161 | 0 | 0 | 0 | 0 | 0 | 0 |
| O.C.P. Expenses | | 2.098 | 1.357 | 0 | 0 | 0 | 0 |
| d.c.c. review | 8.755 | 5.187 | 0 | 0 | 0 | 0 | 0 |
| drainage plan n.e.bench | 8.133 | 0 | 0 | 0 | 0 | 0 | 0 |
| Zoning Bylaw | | 0 | 0 | 4.200 | 0 | 0 | 0 |
| Subdivision bylaw | | 0 | 0 | 9.850 | 0 | 0 | 0 |
| Supplies | 10 | 0 | 3.865 | 1.500 | 2.000 | 2.000 | 0 |
| Mapping | | | | 5.000 | 5.000 | 5.000 | 0 |
| Legal | | 16.181 | 2.405 | 2.000 | 2.500 | 2.500 | 0 |
| Engineering | | | 9.095 | 7.500 | 10.000 | 10.000 | 0 |
| Dues | | | | 300 | 300 | 300 | 0 |
| Courses & Conventions | | 1.840 | 1.203 | 1.500 | 3.000 | 3.000 | 0 |
| Travel expenses | | | 93 | 0 | 0 | 0 | 0 |
| advertising | 1.807 | 3.036 | 4.836 | 4.600 | 3.000 | 3.000 | 0 |
| vision approval | 8.729 | 0 | 0 | 0 | 0 | 0 | 0 |
| current planning | 2.921 | 177 | 0 | 0 | 0 | 0 | 0 |
| Collettsville projects | | | | | 30.000 | 30.000 | 0 |

1996 ANNUAL BUDGET WORKING PAPERS

| ACTUAL 92 | ACTUAL 93 | ACTUAL 94 | AMENDED BUDGET 95 | PROVISIONAL BUDGET 96 | ANNUAL BUDGET 96 |
|-----------|-----------|-----------|-------------------|-----------------------|------------------|
|-----------|-----------|-----------|-------------------|-----------------------|------------------|

| | | | | | | | |
|---------------------------------|--------|---------|---------|---------|---------|---------|-------|
| Economic Development Programs | | | | 27.400 | 19.000 | 30.000 | 11000 |
| | | | | | | | 0 |
| TOTAL DEVELOPMENT SERVICES | 60.624 | 73.703 | 80.608 | 200.250 | 224.800 | 235.800 | 11000 |
| ENGINEERING SERVICES | | | | | | | 0 |
| Payroll Benefits | 10.627 | 6.276 | 14.872 | 14.300 | 17.800 | 17.800 | 0 |
| Payroll Benefits - sick | | 76 | 0 | 500 | 500 | 500 | 0 |
| Payroll Benefits - vacation | | 7,500 | 8,395 | 7,500 | 7,800 | 7,800 | 0 |
| Payroll Full Time | 56.966 | 66.470 | 54.540 | 54,200 | 56.400 | 56.400 | 0 |
| Miscellaneous | 136 | 146 | 0 | 0 | 0 | 0 | 0 |
| Standby costs | 5.248 | 5.576 | 5.577 | 5.100 | 5.500 | 5.500 | 0 |
| Conventions/Courses | 2.427 | 3.319 | 4.271 | 6.000 | 6.000 | 6.000 | 0 |
| Consultants Fees | 5.865 | 4.303 | 4.067 | 2.000 | 1.000 | 1.000 | 0 |
| Telephone | | | | 2.200 | 2.000 | 2.000 | 0 |
| Mapping | 0 | 0 | 3,565 | 0 | 0 | 0 | 0 |
| Vehicle Charge | | 5.720 | 6.200 | 6.000 | 6.000 | 6.000 | 0 |
| P.E.P charges | | | 138.84 | 500 | 0 | 0 | 0 |
| Administration assistant | | | 7,869 | 12,000 | 12,000 | 12,000 | 0 |
| Sector Reviews/Checks | | 1,385 | 0 | 0 | 0 | 0 | 0 |
| TOTAL ENGINEERING SERVICES | 81.268 | 100.772 | 109.494 | 110.300 | 115.000 | 115.000 | 0 |
| ROADS & GENERAL PUBLIC WORKS | | | | | | | 0 |
| Payroll - Outside - Vacation | 5.689 | 17.948 | 14.082 | 13.600 | 20.500 | 20.500 | 0 |
| Payroll - Outside - Sick | | 11.619 | 9.076 | 8,500 | 5,100 | 5,100 | 0 |
| Payroll - Outside | 18.560 | | | | | | 3 |
| Payroll - Outside - Benefits | 57.143 | 16.709 | 30.474 | 48.400 | 95.000 | 95.000 | 0 |
| Labour Management | 257 | 110 | 106 | 1.500 | 1.500 | 1.500 | 0 |
| Miscellaneous | | 0 | 0 | 0 | 0 | 0 | 0 |
| Street Cleaning - labour | 14.626 | 38.999 | 24.662 | 57.000 | 57.000 | 57.000 | 0 |
| Street Cleaning - other | | | | | | | 0 |
| Street Cleaning - vehicles | | | 32.152 | | | | 0 |
| Lane Maintenance - labour | | | | | | | 0 |
| Lane Maintenance - other | 5.470 | 13.948 | 2.598 | 0 | 0 | 0 | 0 |
| Lane Maintenance - vehicles | | | | | | | 0 |
| Road Maintenance - labour | 61.075 | 86.611 | 22.228 | 59.000 | 55.000 | 55.000 | 0 |
| Road Maintenance - other | | | 36.673 | | | | 0 |
| Road Maintenance - vehicles | | | 7.601 | | | | 0 |
| Road Maintenance - collettville | | | | | 17.000 | 17.000 | 0 |
| Shouldering | 1.567 | 0 | 0 | 0 | 0 | 0 | 0 |
| Weed Control - labour | 2.472 | 13.762 | 4,574 | 16.000 | 16.000 | 16.000 | 0 |
| Weed Control - other | | | 237 | | | | 0 |
| Weed Control - vehicles | | | 1,009 | | | | 0 |
| Downtown Beautification | | 0 | 0 | 0 | 0 | 0 | 0 |
| Drainage Ditch Maint - labour | 1.358 | 3.576 | 1.047 | 4.000 | 2.000 | 2.000 | 0 |
| Drainage Ditch Maint - other | | | 1.206 | | | | 0 |
| Drainage Ditch Maint - vehicles | | | 453 | | | | 0 |
| Storm Sewer Maint - labour | 2.640 | 10.738 | 3.379 | 10.000 | 10.000 | 10.000 | 0 |
| Storm Sewer Maint - other | | | 2,683 | | | | 0 |
| Storm Sewer Maint - vehicles | | | 388 | | | | 0 |
| Storm Sewer Flushing - labour | 2.623 | 2.550 | 544 | 3.000 | 3.000 | 3.000 | 0 |
| Storm Sewer Flushing - other | | | 2,606 | | | | 0 |
| Storm Sewer Flushing - vehicles | | | 45 | | | | 0 |
| Mosquito Control - labour | | | 316 | | | | 0 |
| Mosquito Control - other | | | 449 | 6.600 | 7.000 | 7.000 | 0 |
| Mosquito Control - vehicles | 272 | 2,588 | 0 | 0 | 0 | 0 | 0 |
| St Lighting Hydro | 87.014 | 82.472 | 90.803 | 90.000 | 90.000 | 90.000 | 0 |
| St Lighting Maintenance | 6.749 | 6.590 | 3.986 | 3.200 | 3.000 | 3.000 | 0 |

10

1996 ANNUAL BUDGET WORKING PAPERS

| | ACTUAL 92 | ACTUAL 93 | ACTUAL 94 | AMENDED BUDGET 95 | PROVISIONAL BUDGET 96 | ANNUAL BUDGET 96 |
|----------------------------------|----------------|----------------|----------------|-------------------|-----------------------|------------------|
| St. Lighting cost sharing | | | 8.017 | 8.000 | 8.000 | 8.000 |
| Supplies | 3 | 0 | 0 | 0 | 0 | 0 |
| Flags | | 0 | 0 | 0 | 0 | 0 |
| Tools/Supplies/flags - labour | 402 | 1.089 | 283 | 3.000 | 4.000 | 4.000 |
| Tools/Supplies/flags - other | | | 1.518 | | | |
| Tools/Supplies/flags - vehicles | | | 190 | | | |
| Traffic control - labour | | | 233 | | | |
| Traffic control - other | 2.011 | 1.442 | 1.443 | 3.200 | 3.200 | 3.200 |
| Traffic control - vehicles | | | | | | |
| Traffic Lights | 1.039 | 1.517 | 0 | 0 | 1.500 | 1.500 |
| Traffic Line Painting | 6.275 | 6.105 | 6.386 | 7.100 | 8.000 | 8.000 |
| Sidewalk Maintenance - labour | 7.624 | 20.498 | 5.581 | 12.000 | 9.000 | 9.000 |
| Sidewalk Maintenance - other | | | 7.343 | | | |
| Sidewalk Maintenance - vehicles | | | 364 | | | |
| Sign Maintenance - labour | 6.183 | 7.668 | 2.450 | 10.000 | 12.000 | 12.000 |
| Sign Maintenance - other | | | 5.010 | | | |
| Sign Maintenance - vehicles | | | 56 | | | |
| Parker Drive - Hydro | 426 | 487 | 165 | 500 | 300 | 300 |
| Parker Drive Maint - labour | | | 1,151 | | | |
| Parker Drive Maint - other | | | 3,330 | | | |
| Parker Drive Maint - vehicles | 457 | 1.346 | 15 | 3.000 | 3.000 | 3.000 |
| Misc Vehicle Charge | | 27.520 | 11.000 | 6.000 | 6.000 | 6.000 |
| Pooley Clean-Up | | 0 | 0 | 0 | 0 | 0 |
| TOTAL ROAD MAINTENANCE | 291.935 | 375.889 | 347.913 | 373.600 | 437.100 | 437.100 |
| AIRPORT MAINTENANCE | | | | | | |
| Insurance | 1.600 | 2.135 | 2.292 | 2.900 | 3.000 | 3.000 |
| Payroll Benefits | | | 269 | | | |
| Site Maintenance - labour | 2.417 | 9.118 | 1.171 | 2.500 | 0 | 0 |
| Site Maintenance - other | | | 584 | | 7.000 | 7.000 |
| Site Maintenance - vehicles | | | 620 | | | |
| Supplies | 10 | 846 | 47 | 0 | 0 | 0 |
| Commission Expenses | | 0 | 0 | 500 | 500 | 500 |
| Consulting | 8.636 | 0 | 0 | 0 | 0 | 0 |
| Aviation Fuel | | 0 | 0 | 0 | 0 | 0 |
| Building Maintenance - labour | | 2.273 | 516 | 2.000 | 1.500 | 1.500 |
| Building Maintenance - other | | | 2.931 | | | |
| Building Maintenance - vehicles | | | | | | |
| TOTAL AIRPORT MAINTENANCE | 12.662 | 14.372 | 8.430 | 7.900 | 12.000 | 12.000 |
| PUBLIC WORKS GARAGE | | | | | | |
| Payroll Benefits - Vacation | | 4.816 | 2.500 | 2.600 | 2.700 | 2.700 |
| Payroll Benefits - Sick | | 1.206 | 636 | 1.700 | 600 | 600 |
| Payroll Benefits | 1.257 | 2.324 | 8.752 | 10.200 | 0 | 0 |
| Payroll Full Time | 11.606 | 5.261 | 8.085 | 8.500 | 8.500 | 8.500 |
| Payroll Overtime | | 0 | 0 | 0 | 0 | 0 |
| Used oil storage | | | | | 2.000 | 2.000 |
| Shop Supplies | 11.421 | 10.079 | 11.571 | 12.000 | 11.000 | 11.000 |
| Vehicle Parts/Supplies | | 0 | 0 | 0 | 0 | 0 |
| Vehicle charge | | | 12.400 | 6.000 | 6.000 | 6.000 |
| Small Tools | 2.222 | 3.721 | 2.219 | 2.500 | 2.000 | 2.000 |
| Contract Services | | 0 | 0 | 0 | 0 | 0 |
| Vehicle Fuel | 115.703 | 134.117 | 125.651 | 0 | 0 | 0 |
| Vehicle Insurance | 26.719 | 31.768 | 25.087 | 16.000 | 17.500 | 17.500 |
| | | 0 | 0 | 0 | 0 | 0 |

1996 ANNUAL BUDGET WORKING PAPERS

| ACTUAL 92 | ACTUAL 93 | ACTUAL 94 | AMENDED BUDGET 95 | PROVISIONAL BUDGET 96 | ANNUAL BUDGET 96 |
|-----------|-----------|-----------|-------------------|-----------------------|------------------|
|-----------|-----------|-----------|-------------------|-----------------------|------------------|

TOTAL PUBLIC WORKS GARAGE

| | | | | | |
|---------|---------|---------|--------|--------|--------|
| 168.928 | 193.291 | 196.901 | 59.500 | 50.300 | 50.300 |
|---------|---------|---------|--------|--------|--------|

PUBLIC WORKS YARD

| | | | | | | |
|---------------------------------|-------|-------|-------|-------|-------|-------|
| Payroll Benefits | | 0 | 817 | 0 | 0 | 0 |
| Telephone | 409 | 604 | 501 | 0 | 0 | 0 |
| Telephone - Long Distance | 104 | 0 | 0 | 600 | 600 | 600 |
| Insurance | 284 | 316 | 451 | 500 | 600 | 600 |
| Utilities - Hydro | 2.702 | 2.776 | 2.920 | 3.000 | 3.000 | 3.000 |
| Utilities - Gas | 3.168 | 3.746 | 3.073 | 3.500 | 3.500 | 3.500 |
| Building Maintenance - labour | 2.874 | 5.107 | 1.776 | 7.000 | 7.000 | 7.000 |
| Building Maintenance - other | | | 5.933 | | | |
| Building Maintenance - vehicles | | | | | | |
| Yard Maintenance - labour | 3.131 | 6.529 | 3.250 | 4.000 | 4.000 | 4.000 |
| Yard Maintenance - other | | | 92 | | | |
| Yard Maintenance - vehicles | | | 533 | | | |
| Supplies | 3.448 | 3.555 | 3.656 | 4.500 | 4.500 | 4.500 |

TOTAL PUBLIC WORKS YARD

| | | | | | |
|--------|--------|--------|--------|--------|--------|
| 16.121 | 22.633 | 23.002 | 23.100 | 23.200 | 23.200 |
|--------|--------|--------|--------|--------|--------|

CUSTOM WORK

| | | | | | | |
|-------------------|-------|-----|---|-----|-----|-----|
| Payroll Full Time | 615 | 324 | 0 | 500 | 500 | 500 |
| Supplies | 1.364 | 0 | 0 | 500 | 500 | 500 |
| Equipment Rental | 510 | 0 | 0 | 500 | 500 | 500 |

TOTAL CUSTOM WORK

| | | | | | |
|-------|-----|---|-------|-------|-------|
| 2.489 | 324 | 0 | 1.500 | 1.500 | 1.500 |
|-------|-----|---|-------|-------|-------|

SNOW REMOVAL

| | | | | | | |
|---------------------------|-------|--------|-------|--------|--------|--------|
| Payroll Benefits | | | 840 | | | |
| Payroll/vehicle Full Time | 6.610 | 19.543 | 0 | 25.000 | 15.000 | 30.000 |
| Snow Removal - labour | | | 7.721 | | | |
| Snow Removal - other | | | 1.466 | | | |
| Snow Removal - vehicles | | | 3.173 | | | |
| Sand | 667 | 1.294 | 0 | 0 | 0 | 0 |
| Salt | 1.361 | 0 | 0 | 0 | 0 | 0 |
| Contract Service | | 0 | 0 | 0 | 0 | 0 |

TOTAL SNOW REMOVAL

| | | | | | |
|-------|--------|--------|--------|--------|--------|
| 8.637 | 20.837 | 13.200 | 25.000 | 15.000 | 30.000 |
|-------|--------|--------|--------|--------|--------|

GARBAGE MAINTENANCE

| | | | | | | |
|--------------------------|---------|---------|---------|---------|--------|--------|
| Payroll Vacation | 660 | 12.036 | 14.458 | 8.900 | 6.800 | 6.800 |
| Payroll - Sick | | 18.282 | 30.968 | 3.700 | 900 | 900 |
| Payroll Benefits | 33.349 | 9.243 | 37.167 | 21.300 | 0 | 0 |
| Payroll fulltime | 118.598 | 165.250 | 126.980 | 119.000 | 59.500 | 59.500 |
| Vehicle Charge | | | 39.425 | 52.800 | 42.000 | 42.000 |
| Vehicle lease payments | | | | 34.500 | 69.000 | 69.000 |
| Payroll Seasonal | 14.519 | 0 | 0 | 0 | 0 | 0 |
| Weigh scale fees | | 227 | 104 | | | |
| Advertising | | 0 | 155 | 0 | 0 | 0 |
| Supplies | 392 | 1.016 | 345 | 2.000 | 2.500 | 2.500 |
| Bin Repair & Maintenance | 1.109 | 1.568 | 2.336 | 1.000 | 12.000 | 12.000 |

12

1996 ANNUAL BUDGET WORKING PAPERS

| | ACTUAL 92 | ACTUAL 93 | ACTUAL 94 | AMENDED BUDGET 95 | PROVISIONAL BUDGET 96 | ANNUAL BUDGET 96 | |
|----------------------------------|----------------|----------------|----------------|-------------------|-----------------------|------------------|---------------|
| Bin Replacement | 10.703 | 18.717 | 10.832 | 0 | 0 | 0 | 0 |
| Recycling Reserve | | | | | | 25.000 | 25000 |
| TNRD Refuse Site | 92.794 | 104.210 | 98.741 | 100.400 | 105.500 | 23.445 | -82055 |
| Old Dump Site Reclamation | 3.155 | 1.106 | 0 | 0 | 0 | 0 | 0 |
| | | 0 | 0 | 0 | 0 | 0 | 0 |
| TOTAL GARBAGE MAINTENANCE | 275.277 | 331.653 | 361.510 | 343.600 | 298.200 | 241.145 | -57055 |

CEMETERY

| | | | | | | | |
|-----------------------|---------------|---------------|---------------|---------------|---------------|---------------|----------|
| Payroll - Interments | 3.455 | 5.910 | 0 | 0 | 0 | 0 | 0 |
| Payroll - Maintenance | 9.495 | 6.999 | 0 | 0 | 0 | 0 | 0 |
| Payroll Benefits | | | 1.250 | 1.000 | 0 | 0 | 0 |
| Burials - labour | | | 3.141 | 4.000 | 2.500 | 2.500 | 0 |
| Burials - other | | | 95 | | | | 0 |
| Burials - vehicles | | | 668 | | | | 0 |
| Site maint - labour | | | 5.557 | | | | 0 |
| Site maint - other | | | 2.640 | 10.500 | 10.500 | 10.500 | 0 |
| Site maint - vehicles | | | 891 | | | | 0 |
| Miscellaneous | 10 | 0 | 0 | 0 | 0 | 0 | 0 |
| Insurance | 56 | 105 | 194 | 200 | 300 | 300 | 0 |
| Supplies | 3.022 | 2.687 | 1.348 | 1.500 | 1.000 | 1.000 | 0 |
| Per Capita Costs | 321 | 256 | 256 | 400 | 400 | 400 | 0 |
| TOTAL CEMETERY | 16.358 | 15.956 | 16.040 | 17.600 | 14.700 | 14.700 | 0 |

MERRITT INFO CENTER

| | | | | | | | |
|-----------------------------|---------------|---------------|---------------|---------------|---------------|---------------|--------------|
| Wages | | 0 | 0 | 0 | 31.600 | 31.600 | 0 |
| Payroll Benefits | | | 2.473 | | 6.200 | 6.200 | 0 |
| Summer Student Wages | 22.374 | 18.024 | 17.673 | 30.000 | 0 | 0 | 0 |
| Telephone | 1.011 | 1.108 | 1.245 | 1.000 | 1.000 | 1.000 | 0 |
| Janitorial | 6.664 | 6.180 | 6.180 | 6.000 | 2.000 | 11.200 | 9200 |
| Janitorial Supplies | 5.282 | 6.569 | 7.251 | 9.500 | 3.200 | 9.000 | 5800 |
| Insurance | 284 | 316 | 451 | 500 | 300 | 300 | 0 |
| Utilities - Hydro | 7.409 | 6.085 | 8.038 | 7.000 | 2.500 | 8.000 | 5500 |
| Equip/Bldg Maint - labour | | | 1.381 | | | | 0 |
| Equip/Bldg Maint - other | | | 5.330 | 10.500 | 3.500 | 12.000 | 8500 |
| Equip/Bldg Maint - vehicles | 1.308 | 4.575 | 40 | 0 | 0 | 0 | 0 |
| Building Maintenance | 3.714 | 2.321 | 0 | 0 | 0 | 0 | 0 |
| Supplies | 1.729 | 1.205 | 2.408 | 1.000 | 400 | 400 | 0 |
| Grounds Maint - labour | | | 1.222 | | | | 0 |
| Grounds Maint - other | | | 1.606 | | | | 0 |
| Grounds Maint vehicles | 515 | 744 | 20 | 0 | 0 | 0 | 0 |
| Volunteer Dinners | | | 1.151 | 1.200 | 1.200 | 1.200 | 0 |
| Security | | | | | | 800 | 800 |
| Vol. Transport | 5.037 | 5.026 | 5.056 | 5.000 | 1.800 | 4.200 | 2400 |
| TOTAL INFO CENTER | 55.329 | 52.153 | 61.525 | 71.700 | 53.700 | 85.900 | 32200 |

RECREATION AND CULTURE

ADMINISTRATION

| | | | | | | | |
|-------------------------|--|---|-----|-----|-----|-----|---|
| Payroll Benefits - sick | | 0 | 125 | 200 | 500 | 500 | 0 |
|-------------------------|--|---|-----|-----|-----|-----|---|

1996 ANNUAL BUDGET WORKING PAPERS

| | ACTUAL 92 | ACTUAL 93 | ACTUAL 94 | AMENDED BUDGET 95 | PROVISIONAL BUDGET 96 | ANNUAL BUDGET 96 |
|----------------------------------|---------------|---------------|---------------|-------------------|-----------------------|------------------|
| Payroll Benefits | 11.135 | 3.647 | 9.458 | 9.400 | 10.500 | 10.500 |
| Payroll Benefits - vacation | | 4.667 | 2.877 | 3.300 | 3.700 | 3.700 |
| Payroll Full Time | 46.636 | 52.441 | 30.726 | 37.200 | 27.600 | 27.600 |
| Office Supplies | 215 | 182 | 0 | 0 | 0 | 0 |
| Travel Expense | 1.248 | 574 | 1.003 | 0 | 0 | 0 |
| Advertising | | 0 | 333 | 0 | 0 | 0 |
| Dues and Subscriptions | 1.102 | 242 | 520 | 300 | 200 | 200 |
| Conventions/Courses | 1.069 | 25 | 956 | 2.000 | 1.000 | 1.000 |
| Programs | | 0 | 2.188 | 7.700 | 2.000 | 2.000 |
| Body Alive | 4.720 | 2.866 | 0 | 0 | 0 | 0 |
| Volleyball | | 0 | 0 | 0 | 0 | 0 |
| Coldwater river walking trail | | | | 1.200 | 0 | 0 |
| Youth Programming | | | | 5.000 | 5.000 | 5.000 |
| Fireworks Display - Canada Games | | (1.920) | 0 | 0 | 0 | 0 |
| Fireworks Display | 4.296 | 6.600 | 5.030 | 5.500 | 5.500 | 5.500 |
| TOTAL ADMINISTRATION | 70.420 | 69.323 | 53.216 | 71.800 | 56.000 | 56.000 |

CIVIC CENTER

| | | | | | | |
|----------------------------------|---------------|---------------|---------------|---------------|---------------|---------------|
| Telephone | 214 | 0 | 0 | 0 | 0 | 0 |
| Benefits | | 173 | 258 | | | |
| Insurance | 851 | 948 | 1.289 | 1.500 | 1.600 | 1.600 |
| Utilities - Hydro | 13.851 | 10.354 | 11.598 | 13.000 | 13.000 | 13.000 |
| Utilities - Gas | 4.781 | 6.432 | 4.238 | 5.000 | 5.000 | 5.000 |
| Equip/building Maint. - labour | 2.837 | 12.584 | 268 | 13.000 | 15.000 | 15.000 |
| Equip/building Maint. - other | | | 7.316 | | | |
| Equip/building Maint. - vehicles | | | 30 | | | |
| Building Maintenance | 7.465 | 0 | 0 | 0 | 0 | 0 |
| Site Maintenance - labour | | | 1.335 | | | |
| Site Maintenance - other | | | 639 | 2.500 | 2.500 | 2.500 |
| Site Maintenance - vehicles | 7.464 | 2.737 | 46 | 0 | 0 | 0 |
| Supplies | 2.988 | 777 | 908 | 1.000 | 1.000 | 1.000 |
| Cleaning Contract | 9.069 | 8.888 | 9.259 | 9.500 | 12.000 | 12.000 |
| Security Contract | 1.174 | 1.788 | 1.175 | 1.500 | 1.000 | 1.000 |
| Rental Supervision | 484 | 0 | 0 | 0 | 0 | 0 |
| TOTAL CIVIC CENTER | 51.178 | 44.681 | 38.360 | 47.000 | 51.100 | 51.100 |

NICOLA VALLEY AQUATIC CENTRE

| | | | | | | |
|--------------------------------|--------|--------|---------|---------|---------|---------|
| Payroll Benefits in lieu | 2.461 | 3.269 | 0 | 0 | 0 | 0 |
| Payroll Full Time | 69.204 | 67.962 | 0 | 0 | 0 | 0 |
| Telephone | 360 | 276 | 0 | 0 | 0 | 0 |
| Insurance | 341 | 422 | 0 | 0 | 0 | 0 |
| Advertising | | 0 | 0 | 0 | 0 | 0 |
| Conventions/Courses | 1.122 | 560 | 0 | 0 | 0 | 0 |
| Utilities - Hydro | 2.772 | 2.640 | 0 | 0 | 0 | 0 |
| Utilities - Gas | 8.869 | 9.076 | 0 | 0 | 0 | 0 |
| Equipment Maintenance | 2.116 | 1.836 | 0 | 0 | 0 | 0 |
| Building Maintenance | 2.438 | 3.015 | 0 | 0 | 0 | 0 |
| Supplies | 3.239 | 2.510 | 0 | 0 | 0 | 0 |
| Pool Chemicals | 5.516 | 3.682 | 0 | 0 | 0 | 0 |
| Administration - gen rev. fund | | 11.600 | 34.800 | | | |
| MFA payments/Borrowing char. | | 46.113 | 125.038 | 125.000 | 125.000 | 125.000 |
| Payroll - exempt | | 38.505 | 39.465 | 45.000 | 43.600 | 43.600 |
| Benefits - exempt | | 8.246 | 0 | 0 | 0 | 0 |

1996 ANNUAL BUDGET WORKING PAPERS

| | ACTUAL 92 | ACTUAL 93 | ACTUAL 94 | AMENDED BUDGET 95 | PROVISIONAL BUDGET 96 | ANNUAL BUDGET 96 | |
|-------------------------------------|----------------|----------------|----------------|-------------------|-----------------------|------------------|---------------|
| Payroll - other | | 79,575 | 224,199 | 204,000 | 201,500 | 201,500 | 0 |
| Benefits - other | | 0 | 48,151 | 44,500 | 53,000 | 53,000 | 0 |
| Sick pay | | 1,257 | 5,402 | 4,000 | 4,500 | 4,500 | 0 |
| Holiday Pay | | 2,596 | 5,553 | 2,500 | 7,000 | 7,000 | 0 |
| Benefits - nonpayroll | | | 5,446 | | | | 0 |
| Telephone | | 1,547 | 2,990 | 2,500 | 2,700 | 2,700 | 0 |
| Insurance | | 1,680 | 3,584 | 4,300 | 4,700 | 4,700 | 0 |
| Photocopying | | 1,500 | 1,800 | 1,800 | 0 | 0 | 0 |
| Postage/Courier | | 700 | 1,407 | 1,200 | 3,000 | 3,000 | 0 |
| Office Supplies | | 2,924 | 2,408 | 2,700 | 3,000 | 3,000 | 0 |
| Health | | | 313 | 0 | 0 | 0 | 0 |
| Utilities - Hydro | | 11,631 | 34,302 | 35,000 | 55,000 | 55,000 | 0 |
| Utilities - Gas | | 8,324 | 22,671 | 19,000 | 0 | 0 | 0 |
| Repairs - corrosion | | | 23,588 | 0 | 0 | 0 | 0 |
| Maintenance supplies | | | 4,795 | 0 | 0 | 0 | 0 |
| Equip. maintenance - labour | | | | 0 | 0 | 0 | 0 |
| Equip. maintenance - other | | | 305 | 0 | 30,000 | 30,000 | 0 |
| Equip. maintenance - vehicles | | 1,093 | 0 | 0 | 0 | 0 | 0 |
| Building maintenance - labour | | | 609 | 0 | 0 | 0 | 0 |
| Building maintenance - other | | | 1,173 | 37,000 | 0 | 0 | 0 |
| Building maintenance - vehicles | | 3,047 | 13 | 0 | 0 | 0 | 0 |
| Contracted maintenance | | | 4,554 | 0 | 0 | 0 | 0 |
| Mechanical supplies | | | 3,091 | 0 | 0 | 0 | 0 |
| Pool chemicals | | 734 | 12,450 | 8,500 | 9,500 | 9,500 | 0 |
| Janitorial cont. | | 4,032 | 12,057 | 15,000 | 14,000 | 14,000 | 0 |
| Mechanical cont. | | 827 | 2,566 | 0 | 0 | 0 | 0 |
| Legal fees | | 0 | 75 | 500 | 1,800 | 1,800 | 0 |
| Advertising/Prom. | | 1,252 | 3,117 | 2,200 | 2,500 | 2,500 | 0 |
| Level/Training | | 143 | 2,427 | 4,500 | 4,500 | 4,500 | 0 |
| Program Supplied | | 1,882 | 3,159 | 3,000 | 3,700 | 3,700 | 0 |
| Candidate Fess | | 1,273 | 2,537 | 2,800 | 3,000 | 3,000 | 0 |
| First aid supplies | | 1,109 | 708 | 1,900 | 1,200 | 1,200 | 0 |
| Uniforms | | 1,196 | 473 | 0 | 0 | 0 | 0 |
| Contracted instructors | | | 8,465 | 6,000 | 7,500 | 7,500 | 0 |
| Ceramic tile purchase | | 1,746 | | 0 | 0 | 0 | 0 |
| Retail sales | | | 1,546 | 1,400 | 3,100 | 3,100 | 0 |
| Manual sales | | | 1,098 | 200 | 0 | 0 | 0 |
| Contracted services | | 1,573 | 3,235 | 0 | 0 | 0 | 0 |
| Concession supplies | | | 235 | 500 | 0 | 0 | 0 |
| Staff recruitment | | 2,408 | | 0 | 0 | 0 | 0 |
| Security | | 75 | 350 | 300 | 0 | 0 | 0 |
| * | | | | | | | 0 |
| TOTAL NIC/VAL AQUATIC CENTRE | 98,438 | 333,837 | 650,156 | 575,300 | 583,800 | 583,800 | 0 |
| ARENA | | | | | | | |
| Telephone | 844 | 1,059 | 1,093 | 1,300 | 1,300 | 1,300 | 0 |
| Payroll Benefits | | | 11 | | | | 0 |
| Insurance | 2,840 | 3,161 | 4,511 | 5,400 | 6,000 | 6,000 | 0 |
| Equip/building Maint. - labour | | | 62 | | | | 0 |
| Equip/building Maint. - other | | | 8,386 | | | | 0 |
| Equip/building Maint. - vehicles | 13,332 | 12,135 | 27 | 16,000 | 8,000 | 8,000 | 0 |
| Supplies | 673 | 917 | 307 | 500 | 0 | 0 | 0 |
| Supplies | 1,436 | 0 | 0 | 0 | 0 | 0 | 0 |
| Vehicle charge | | 5,200 | 5,000 | 5,000 | 5,000 | 5,000 | 0 |
| Management Contract | 138,912 | 146,514 | 148,491 | 150,000 | 150,000 | 110,000 | -40000 |
| ARENA | 158,037 | 168,986 | 167,888 | 178,200 | 170,300 | 130,300 | -40000 |
| CLAYBANKS R.V. PARK | | | | | | | 0 |

1996 ANNUAL BUDGET WORKING PAPERS

| | ACTUAL 92 | ACTUAL 93 | ACTUAL 94 | AMENDED BUDGET 95 | PROVISIONAL BUDGET 96 | ANNUAL BUDGET 96 |
|--|-----------|-----------|-----------|-------------------|-----------------------|------------------|
|--|-----------|-----------|-----------|-------------------|-----------------------|------------------|

| | | | | | | |
|--------------------------|--------|--------|--------|--------|--------|--------|
| Insurance | 56 | 105 | 194 | 200 | 300 | 300 |
| Payroll Benefits | | | 22 | | | |
| Grounds Maint - labour | | | 254 | | | |
| Grounds Maint - other | | | 6,104 | | | |
| Grounds Maint - vehicles | 568 | 8,837 | 129 | 7,000 | 3,500 | 3,500 |
| Utilities - Hydro | 3,739 | 364 | 162 | 0 | 0 | 0 |
| Utilities - Gas | 724 | 675 | 585 | 600 | 500 | 500 |
| Supplies | 1,162 | 793 | 218 | 500 | 500 | 500 |
| Caretaker's Fees | 40,177 | 36,675 | 39,844 | 38,000 | 38,000 | 38,000 |

| | | | | | | |
|---------------------------|--------|--------|--------|--------|--------|--------|
| TOTAL CLAYBANKS R.V. PARK | 46,425 | 47,449 | 47,512 | 46,300 | 42,800 | 42,800 |
|---------------------------|--------|--------|--------|--------|--------|--------|

| | | | | | | |
|----------------------------|---------|---------|---------|---------|---------|---------|
| TOTAL RECREATION & CULTURE | 424,498 | 664,276 | 957,131 | 918,600 | 904,000 | 864,000 |
|----------------------------|---------|---------|---------|---------|---------|---------|

PARKS MAINTENANCE

BENCH PARK

| | | | | | | |
|-----------------------|-----|-------|---|---|---|---|
| General Maintenance | 301 | 409 | 0 | 0 | 0 | 0 |
| Mowing & Horticulture | 730 | 1,069 | 0 | 0 | 0 | 0 |

| | | | | | | |
|------------------|-------|-------|---|---|---|---|
| TOTAL BENCH PARK | 1,032 | 1,478 | 0 | 0 | 0 | 0 |
|------------------|-------|-------|---|---|---|---|

CENTRAL PARK

| | | | | | | |
|---------------------------------|-------|--------|-------|-------|-------|-------|
| Payroll Full Time | | 171 | 0 | 0 | 0 | 0 |
| General Maint - labour | 8,638 | 10,762 | 4,578 | 5,000 | 5,000 | 5,000 |
| General Maint - other | | | 7,818 | 8,000 | 8,000 | 8,000 |
| General Maint - vehicles | | | 752 | 500 | 500 | 500 |
| Mowing/Horticulture - labour | 6,305 | 16,577 | 5,102 | 5,100 | 5,100 | 5,100 |
| Mowing/Horticulture - other | | | 2,135 | 2,100 | 2,100 | 2,100 |
| Mowing/ Horticulture - vehicles | | | 1,866 | 1,900 | 1,900 | 1,900 |
| Building Maintenance - labour | | | 144 | 200 | 200 | 200 |
| Building Maintenance - other | | | 1,727 | 1,800 | 1,800 | 1,800 |
| Building Maintenance - vehicles | 1,427 | 1,360 | 0 | 400 | 400 | 400 |
| Utilities | 74 | 66 | 0 | 0 | 0 | 0 |

| | | | | | | |
|--------------------|--------|--------|--------|--------|--------|--------|
| TOTAL CENTRAL PARK | 16,444 | 28,936 | 24,122 | 25,000 | 25,000 | 25,000 |
|--------------------|--------|--------|--------|--------|--------|--------|

CLAYBANKS PARK

| | | | | | | |
|-----------------------|-----|-----|---|---|---|---|
| Payroll Seasonal | | 0 | 0 | 0 | 0 | 0 |
| General Maintenance | 103 | 80 | 0 | 0 | 0 | 0 |
| Mowing & Horticulture | 377 | 481 | 0 | 0 | 0 | 0 |
| Building Maintenance | | 0 | 0 | 0 | 0 | 0 |
| Utilities | | 0 | 0 | 0 | 0 | 0 |

| | | | | | | |
|----------------------|-----|-----|---|---|---|---|
| TOTAL CLAYBANKS PARK | 480 | 561 | 0 | 0 | 0 | 0 |
|----------------------|-----|-----|---|---|---|---|

FAIRLEY PARK

| | | | | | | |
|-----------------------|-----|-----|---|---|---|---|
| General Maintenance | 234 | 454 | 0 | 0 | 0 | 0 |
| Mowing & Horticulture | 710 | 434 | 0 | 0 | 0 | 0 |

16

1996 ANNUAL BUDGET WORKING PAPERS

| | ACTUAL 92 | ACTUAL 93 | ACTUAL 94 | AMENDED BUDGET 95 | PROVISIONAL BUDGET 96 | ANNUAL BUDGET 96 | |
|---------------------------------|--------------|--------------|-----------|-------------------|-----------------------|------------------|----------|
| Building Maintenance | | 67 | 0 | 0 | 0 | 0 | 0 |
| Utilities | | 0 | 0 | 0 | 0 | 0 | 0 |
| TOTAL FAIRLEY PARK | 943 | 955 | 0 | 0 | 0 | 0 | 0 |
| KINSMEN PLAYGROUND | | | | | | | |
| General Maintenance | 405 | 177 | 0 | 0 | 0 | 0 | 0 |
| Mowing & Horticulture | 606 | 526 | 0 | 0 | 0 | 0 | 0 |
| Building Maintenance | | 0 | 0 | 0 | 0 | 0 | 0 |
| Utilities | | 0 | 0 | 0 | 0 | 0 | 0 |
| TOTAL KINSMEN PLAYGROUND | 1.011 | 703 | 0 | 0 | 0 | 0 | 0 |
| LIONS PICNIC | | | | | | | |
| General Maintenance | 284 | 183 | 0 | 0 | 0 | 0 | 0 |
| Mowing & Horticulture | 931 | 1.676 | 0 | 0 | 0 | 0 | 0 |
| Building Maintenance | 1.024 | 1.329 | 0 | 0 | 0 | 0 | 0 |
| Utilities | 171 | 70 | 0 | 0 | 0 | 0 | 0 |
| TOTAL LIONS PICNIC | 2.411 | 3.258 | 0 | 0 | 0 | 0 | 0 |
| LIONS TOT | | | | | | | |
| General Maintenance | 256 | 74 | 0 | 0 | 0 | 0 | 0 |
| Mowing & Horticulture | | 85 | 0 | 0 | 0 | 0 | 0 |
| Building Maintenance | | 0 | 0 | 0 | 0 | 0 | 0 |
| Utilities | | 0 | 0 | 0 | 0 | 0 | 0 |
| TOTAL LIONS TOT | 256 | 159 | 0 | 0 | 0 | 0 | 0 |
| MAIN STREET PARK | | | | | | | |
| General Maintenance | 174 | 196 | 0 | 0 | 0 | 0 | 0 |
| Mowing & Horticulture | 1.100 | 1.786 | 0 | 0 | 0 | 0 | 0 |
| Building Maintenance | 457 | 147 | 0 | 0 | 0 | 0 | 0 |
| Utilities | 85 | 64 | 0 | 0 | 0 | 0 | 0 |
| TOTAL MAIN STREET PARK | 1.816 | 2.193 | 0 | 0 | 0 | 0 | 0 |
| N'KUALA PARK | | | | | | | |
| General Maintenance | 275 | 1.025 | 0 | 0 | 0 | 0 | 0 |
| Mowing and Horticulture | 1.247 | 1.505 | 0 | 0 | 0 | 0 | 0 |
| Utilities | | 0 | 0 | 0 | 0 | 0 | 0 |
| TOTAL N'KUALA PARK | 1.523 | 2.530 | 0 | 0 | 0 | 0 | 0 |
| NVJSS TENNIS | | | | | | | |
| General Maintenance | 435 | 33 | 0 | 0 | 0 | 0 | 0 |
| TOTAL NVJSS TENNIS | 435 | 33 | 0 | 0 | 0 | 0 | 0 |
| QUILCHENA PARK | | | | | | | |
| General Maintenance | 806 | 1.518 | 0 | 0 | 0 | 0 | 0 |
| Mowing & Horticulture | 3.011 | 2.903 | 0 | 0 | 0 | 0 | 0 |
| Building Maintenance | | 0 | 0 | 0 | 0 | 0 | 0 |

1996 ANNUAL BUDGET WORKING PAPERS

| | ACTUAL 92 | ACTUAL 93 | ACTUAL 94 | AMENDED BUDGET 95 | PROVISIONAL BUDGET 96 | ANNUAL BUDGET 96 |
|----------------------------------|-----------|-----------|-----------|-------------------|-----------------------|------------------|
| Utilities | | 0 | 0 | 0 | 0 | 0 |
| TOTAL QUILCHENA PARK | 3.817 | 4.421 | 0 | 0 | 0 | 0 |
| ROTARY PARK | | | | | | |
| General Maintenance | 2.428 | 1.089 | 0 | 0 | 0 | 0 |
| Mowing & Horticulture | 3.872 | 6.369 | 0 | 0 | 0 | 0 |
| Building Maintenance | 1.377 | 1.328 | 0 | 0 | 0 | 0 |
| Utilities | | 11 | 0 | 0 | 0 | 0 |
| TOTAL ROTARY PARK | 7.677 | 8.796 | 0 | 0 | 0 | 0 |
| VOGHT PARK | | | | | | |
| General Maint - labour | 929 | 486 | 2.890 | 2.100 | 2.100 | 2.100 |
| General Maint - other | | | 131 | 200 | 200 | 200 |
| General Maint - vehicles | | | 615 | 200 | 200 | 200 |
| Mowing & Horticulture - labour | 2.385 | 2.710 | 1.842 | 1.800 | 1.800 | 1.800 |
| Mowing & Horticulture - other | | | 541 | 500 | 500 | 500 |
| Mowing & Horticulture - vehicles | | | 1.021 | 700 | 700 | 700 |
| Building Maintenance - labour | 126 | 40 | 888 | 100 | 100 | 100 |
| Building Maintenance - other | | | 2.089 | 1.000 | 1.000 | 1.000 |
| Building Maintenance - vehicles | | | 20 | 400 | 400 | 400 |
| Utilities | 374 | 407 | 160 | 0 | 0 | 0 |
| TOTAL VOGHT PARK | 3.814 | 3.644 | 10.196 | 7.000 | 7.000 | 7.000 |
| OTHER PARK AREAS | | | | | | |
| General Maintenance - labour | 3,581 | 1,474 | 7,706 | 7,500 | 7,500 | 7,500 |
| General Maintenance - other | | | 3,014 | 2,300 | 2,300 | 2,300 |
| General Maintenance - vehicles | | | 1,297 | 1,400 | 1,400 | 1,400 |
| Mowing & Horticulture - labour | 2,337 | 977 | 10,349 | 11,000 | 11,000 | 11,000 |
| Mowing & Horticulture - other | | | 2,179 | 2,200 | 2,200 | 2,200 |
| Mowing & Horticulture - vehicles | | | 7,385 | 8,000 | 8,000 | 8,000 |
| Building Maintenance - labour | 86 | 118 | 317 | 500 | 500 | 500 |
| Building Maintenance - other | | | 2,596 | 2,600 | 2,600 | 2,600 |
| Building Maintenance - vehicles | | | | | | |
| Utilities | | | 0 | 500 | 500 | 500 |
| Miscellaneous | 1,097 | 1,019 | 124 | 500 | 500 | 500 |
| vehicle charge | | 5720 | 0 | 0 | 0 | 0 |
| payroll - vacation | | | 3,940 | 3,900 | 4,300 | 4,300 |
| payroll - sick | | | 511 | 1,700 | 500 | 500 |
| payroll - benefits | | | 10,420 | 9,400 | 0 | 0 |
| Insurance | 112 | 211 | 387 | 500 | 500 | 500 |
| TOTAL OTHER PARK AREAS | 7.213 | 9.519 | 50.226 | 52.000 | 41.800 | 41.800 |
| PARKS TOTAL | 48.871 | 67.187 | 84.544 | 84.000 | 73.800 | 73.800 |

FACILITY MAINTENANCE

| | | | | | | |
|------------------|--|--|-----|-----|-------|-------|
| Payroll Benefits | | | 770 | 700 | 0 | 0 |
| Rental Property | | | | 800 | 1,300 | 2,800 |

LIBRARY

1996 ANNUAL BUDGET WORKING PAPERS

| | ACTUAL 92 | ACTUAL 93 | ACTUAL 94 | AMENDED BUDGET 95 | PROVISIONAL BUDGET 96 | ANNUAL BUDGET 96 |
|------------------------------------|---------------|---------------|---------------|-------------------|-----------------------|------------------|
| Insurance | 284 | 316 | 451 | 500 | 0 | 0 |
| Building Maintenance - labour | | | | | | |
| Building Maintenance - other | | | 4.861 | | | |
| Building Maintenance - vehicles | 2.233 | 6.586 | 0 | 2.000 | 0 | 0 |
| TOTAL LIBRARY | 2.517 | 6.902 | 5.312 | 2.500 | 0 | 0 |
| YOUTH CENTER | | | | | | |
| Insurance | 170 | 211 | 322 | 400 | 500 | 500 |
| Building Maintenance - labour | 851 | 0 | 10 | 0 | 0 | 0 |
| Building Maintenance - other | | | 5.477 | 1.000 | 500 | 500 |
| Building Maintenance - vehicles | | | | | | |
| Utilities - Hydro | | | | | | |
| Utilities - Gas | | | | | | |
| TOTAL YOUTH CENTER | 1.021 | 211 | 5.809 | 1.400 | 1.000 | 1.000 |
| MUSEUM & SENIORS CENTER | | | | | | |
| Insurance | 851 | 1.054 | 1.417 | 1.700 | 1.800 | 1.800 |
| Building Maintenance - labour | | | 412 | | | |
| Building Maintenance - other | | | 4.827 | | | |
| Building Maintenance - vehicles | 1.558 | 4.077 | 0 | 3.000 | 3.000 | 3.000 |
| Utilities - Hydro | 3.842 | 2.886 | 3.322 | 3.000 | 3.000 | 3.000 |
| Utilities - Gas | 3.197 | 3.333 | 2.785 | 3.000 | 3.000 | 3.000 |
| MUSEUM AND ARCHIVES | 9.448 | 11.349 | 12.764 | 10.700 | 10.800 | 10.800 |
| LAWN BOWLING FACILITY | | | | | | |
| Insurance | 56 | 105 | 194 | 200 | 300 | 300 |
| Building Maintenance - labour | 37 | 295 | 163 | 1.000 | 700 | 700 |
| Building Maintenance - other | | | | | | |
| Building Maintenance - vehicles | | | | | | |
| Utilities - Hydro | 527 | 80 | 91 | 100 | 100 | 100 |
| Grounds Maintenance - labour | | | 4.959 | | | |
| Grounds Maintenance - other | | | 1.356 | | | |
| Grounds Maintenance - vehicles | 7.644 | 4.657 | 20 | 3.500 | 7.000 | 7.000 |
| TOTAL LAWN BOWLING FACILITY | 8.264 | 5.138 | 6.782 | 4.800 | 8.100 | 8.100 |
| TOTAL FACILITY MAINTENANCE | 21.250 | 23.599 | 31.437 | 20.900 | 21.200 | 22.700 |
| FISCAL SERVICES | | | | | | |
| MFA Principal | 45.343 | 46.468 | 47.814 | 19.500 | 0 | 0 |
| MFA Interest | 20.289 | 14.497 | 8.966 | 5.500 | 0 | 0 |
| MFA U.S. Exchange | 3.099 | 3.099 | 3.099 | 3.300 | 0 | 0 |
| Bank Charges & Interest | 68.791 | 33.218 | 57.146 | 74.700 | 53.000 | 53.000 |
| Contribution to Capital | 451.103 | 285.333 | 591.819 | 725.200 | 956.000 | 1,427,462 |
| Contribution to arena reserve | 0 | 0 | 3.119 | 3.100 | 3.100 | 3.100 |
| Contribution central park reserve | | 5.587 | | | | |
| Contribution to Equip. Reserve | 29.313 | 180.778 | 128.476 | 0 | 0 | 0 |
| Transfer to reserve - info centre | | | | 193.000 | 60.000 | 60.000 |
| Transfer to reserve - old city lot | | | | 16.500 | 0 | 0 |
| Tax Repayment | 49.960 | 0 | 53.633 | 0 | 0 | 0 |

1996 ANNUAL BUDGET WORKING PAPERS

| | ACTUAL 92 | ACTUAL 93 | ACTUAL 94 | AMENDED BUDGET 95 | PROVISIONAL BUDGET 96 | ANNUAL BUDGET 96 | |
|-------------------------------------|------------------|------------------|------------------|----------------------|--------------------------|---------------------|----------------|
| Contribution to Surplus | 43,547 | 111,628 | 0 | 0 | 177,800 | 177,800 | 0 |
| Transfer to res. for future exp. | 248,200 | 189,800 | 152,400 | | | | 0 |
| | | | | | | | 0 |
| | | | | | | | 0 |
| TOTAL FISCAL SERVICES | 959,645 | 870,407 | 1,046,471 | 1,040,800 | 1,249,900 | 1,721,362 | 471,462 |
| | | | | | | | 0 |
| | | | | | | | 0 |
| TAXES LEVIED BY OTHERS | | | | | | | 0 |
| School Residential | 978,336 | 1,119,795 | 1,859,956 | 2,078,500 | 2,078,500 | 2,078,500 | 0 |
| School Non Residential | 555,073 | 641,338 | 0 | 0 | 0 | 0 | 0 |
| Regional Hospital | 111,104 | 113,678 | 124,691 | 142,329 | 142,329 | 179,949 | 37,620 |
| B.C. Assessment | 41,708 | 46,921 | 50,947 | 59,200 | 59,200 | 59,200 | 0 |
| Municipal Finance Auth. | 89 | 90 | 95 | 105 | 105 | 105 | 0 |
| Regional District | 127,114 | 155,932 | 146,005 | 200,019 | 200,019 | 481,470 | 281,451 |
| | | | | | | | 0 |
| TOTAL TAXES LEVIED BY OTHERS | 1,813,425 | 2,077,754 | 2,181,694 | 2,480,153 | 2,480,153 | 2,799,224 | 319,071 |
| | | | | | | | 0 |
| | | | | | | | 0 |
| TOTAL EXPENDITURES | 5,880,110 | 6,738,928 | 7,385,500 | 7,647,303 | 8,077,203 | 8,896,081 | 818,878 |
| | | | | | | | 0 |
| SURPLUS/DEFICIT | 0 | 0 | 0 | 0 | 0 | 97,250 | 97,250 |
| | | | | | | | 0 |
| | | | | | | | 0 |

1996 ANNUAL BUDGET WORKING PAPERS

| ACTUAL 92 | ACTUAL 93 | ACTUAL 94 | AMENDED BUDGET 95 | PROVISIONAL BUDGET 96 | ANNUAL BUDGET 96 |
|-----------|-----------|-----------|-------------------|-----------------------|------------------|
|-----------|-----------|-----------|-------------------|-----------------------|------------------|

GENERAL CAPITAL FUND

GENERAL CAPITAL REVENUES

| | | | | | | | |
|--|----------------|----------------|----------------|------------------|------------------|------------------|----------------|
| Long Term Borrowing - t. route | 40.000 | | | 815.000 | 0 | 715.000 | 715000 |
| Long Term Borrowing - arena | | | | 697.000 | 0 | 797.000 | 797000 |
| Lease - garbage trucks | | | | 0 | 0 | 0 | 0 |
| Other - garbage trucks trade-in /bin sales | | | | 0 | 0 | 0 | 0 |
| General Revenue | 200.403 | 285.333 | 591.819 | 725.200 | 956.000 | 1.427.462 | 471462 |
| Gov't Grants-infrastructure -t. route | | 8.019 | | 1.430.000 | 0 | 1.430.000 | 1430000 |
| Gov't Grants-infrastructure -arena | | | | 1.594.000 | 0 | 1.594.000 | 1594000 |
| A.T.A.P. Grant | | 42.876 | | | | | 0 |
| Other Contributions | | 0 | | 11.000 | 0 | 0 | 0 |
| central park reserve | | | | | 3.800 | 3.800 | 0 |
| Storm drain reserve | | | | | 11.000 | 11.000 | 0 |
| D.C.C. Reserve | | 0 | 31.000 | 10.000 | 0 | 0 | 0 |
| Capital Works Reserve | 81.327 | 41.489 | 38.000 | 73.000 | 242.000 | 434.500 | 192500 |
| Capital Works Reserve-garbage trucks | | | | 150.000 | 0 | 0 | 0 |
| Parkland reserve | | | | 180.000 | 0 | 0 | 0 |
| Donations - Ball Clubs | 26.000 | 0 | | | | | 0 |
| City hall reserve | | | | | 498.000 | 0 | -498000 |
| Long term borrowing | | | | | 200.000 | 260.000 | 60000 |
| Central Park Reserve | | | 2.500 | 0 | 0 | 0 | 0 |
| TOTAL GENERAL CAPITAL REVENUES | 347.730 | 377.718 | 663.319 | 5.685.200 | 1.910.800 | 6.672.762 | 4761962 |

GENERAL CAPITAL EXPENDITURES

GENERAL GOVERNMENT

| | | | | | | | |
|---------------------------------|--------------|--------------|--------------|---------------|------------------|------------------|---------------|
| Computer/Printer | 4.862 | 1.749 | 3.753 | 11.800 | 0 | 0 | 0 |
| Computer System | | 0 | | | | | 0 |
| Mailing machine | | | | 4.300 | 0 | 0 | 0 |
| Office Renovations | | 0 | | 9.500 | 0 | 0 | 0 |
| Office furniture | | | | 8.000 | 0 | 0 | 0 |
| New city hall | | | | | 1.003.000 | 1.204.662 | 201662 |
| Fax Machine | 3.747 | 0 | | | | | 0 |
| | | 0 | | | | | 0 |
| TOTAL GENERAL GOVERNMENT | 8.609 | 1.749 | 3.753 | 33.600 | 1.003.000 | 1.204.662 | 201662 |

DEPT/P.E.P./OTHER

| | | | | | | | |
|-------------------------|--|---|---------|--------|---|---|---|
| Fire Truck | | 0 | 228.874 | 0 | 0 | 0 | 0 |
| Recondition mini pumper | | | | 23.000 | 0 | 0 | 0 |

21

1996 ANNUAL BUDGET WORKING PAPERS

| | ACTUAL 92 | ACTUAL 93 | ACTUAL 94 | AMENDED BUDGET 95 | PROVISIONAL BUDGET 96 | ANNUAL BUDGET 96 | |
|---------------------------------------|-----------|-----------|-----------|-------------------|-----------------------|------------------|---------|
| New fire chief's vehicle | | | | 30.000 | 17.000 | 0 | -17000 |
| New Building Inspector truck | | | | 20.000 | 0 | 0 | 0 |
| P.E.P - E.O.C radio | | | 1.331 | 0 | 0 | 0 | 0 |
| P.E.P - E.O.C. generator/upgrade | | | 2.233 | 0 | 10.000 | 0 | -10000 |
| Replace Overhead Doors | | | 17.775 | 0 | 0 | 0 | 0 |
| Fire hall upgrade - wire in vehicle | | | | 700 | 0 | 0 | 0 |
| Miscellaneous Fire Equipment | 15.400 | 25.523 | 24.462 | 14.500 | 15.000 | 15.000 | 0 |
| TOTAL FIRE DEPT/P.E.P. | 15.400 | 25.523 | 274.675 | 88.200 | 42.000 | 15.000 | -27000 |
| PUBLIC WORKS | | | | | | | |
| Front End Loader | | 0 | | | | | 0 |
| Survey equipment | | | 14.297 | 0 | 0 | 0 | 0 |
| Turbomist Trlr Type Sprayer | | 0 | | | | | 0 |
| Power Smart | | 0 | | | | | 0 |
| Payroll Benefits | | 0 | 5.625 | 10.000 | 0 | 0 | 0 |
| Equipment | 46.327 | 41.489 | 40.378 | 13.500 | 55.000 | 55.000 | 0 |
| PUBLIC WORKS PROJECTS | | | | | | | |
| Airport Improvement | | 42.876 | | | | | 0 |
| Airport Drainage | | 0 | | | | | 0 |
| Garcia land purchase | | | | 20.000 | 0 | 0 | 0 |
| Truck route | | | | 2,245,000 | 100,000 | 112,000 | 12000 |
| Truck Route | | | | 117,000 | 0 | 2,145,000 | 2145000 |
| Sweeper | | | | | 170,000 | 170,000 | 0 |
| Garbage trucks & bins | | | | 174,000 | 0 | 0 | 0 |
| Storm Sewer - Dyking Woodlane Village | | 0 | | | | | 0 |
| Traffic flow - Huston/Nicola signals | | | | | 23,000 | 23,000 | 0 |
| Old city hall parking lot paving | | | | 23,700 | 0 | 0 | 0 |
| ROAD PROJECTS | | | | | | | |
| Local Streets Upgrading | | 15.449 | | | | | 0 |
| Quilchena Avenue | | 0 | | | | | 0 |
| Castillou Crescent | | 0 | | | | | 0 |
| Douglas Street | 5.902 | 0 | | | | | 0 |
| Garcia, Clark & McMillan | 43.167 | 0 | | | | | 0 |
| Irvine Local Improvment | 75.391 | 0 | | | | | 0 |
| Juniper Drive Upgrading | | 20.724 | | | | | 0 |
| Clapperton Ave Upgrade | | 42.500 | | | | | 0 |
| Reid Street Upgrade | | 48.799 | | | | | 0 |
| Gillis Crescent Upgrade | | 25.805 | | | | | 0 |
| Retaining Wall - Pine ridge | | 6.556 | | | | | 0 |
| Recap Munro Street | | | 22.016 | 0 | 0 | 0 | 0 |
| Reconstruct Blair St.(quil-gran) | | | 0 | 0 | 0 | 0 | 0 |
| Reconstruct Parker Dr. | | | 103.906 | 0 | 0 | 0 | 0 |
| Merritt ave between voght & garcia | | | | | 115.400 | 115.400 | 0 |
| Voght st between coutlee & coldwater | | | | | 58.000 | 58.000 | 0 |
| Recap Chapman (Quil-Coutlee) | | | 8.446 | 0 | 0 | 0 | 0 |
| Drainage upgrade | | | | 125.000 | 0 | 0 | 0 |
| Recap garcia street | | | | 0 | 36.000 | 0 | -36000 |
| Blair street | | | | 87.500 | 0 | 0 | 0 |
| Garcia street - road project | | | | 23.700 | 0 | 0 | 0 |

1996 ANNUAL BUDGET WORKING PAPERS

| ACTUAL 92 | ACTUAL 93 | ACTUAL 94 | AMENDED BUDGET 95 | PROVISIONAL BUDGET 96 | ANNUAL BUDGET 96 |
|-----------|-----------|-----------|-------------------|-----------------------|------------------|
|-----------|-----------|-----------|-------------------|-----------------------|------------------|

LANES & SIDEWALKS

| | | | | | | |
|--|----------------|----------------|----------------|------------------|----------------|------------------|
| Lane - Garcia/Voght/Nic/Granite | | 77 | 24,100 | 0 | 0 | 0 |
| Granite Ave Sidewalk | 0 | | | | | 0 |
| General sidewalk Upgrade | 1,761 | | | | | 0 |
| Quilchena Ave 2200 Block | 0 | | | | | 0 |
| Storm Drain projects | 549 | 818 | 0 | 0 | 0 | 0 |
| Storm Drain project - nicola & houston | | | | 11,000 | 11,000 | 0 |
| Storm Drain Super Valu | 0 | | | | | 0 |
| Storm Drain - Voght street | 12,836 | 0 | | | | 0 |
| Coutlee Sidewalk Upgrade | | 14,943 | | | | 0 |
| Voght Street Sidewalk | | 16,420 | 15 | | | 0 |
| Coutlee - Voght to Garcia Sidewalk | 5,771 | 0 | | | | 0 |
| Sidewalk-aquatic centre | 0 | 13,494 | 10,250 | 0 | 0 | 0 |
| Sidewalk-Clapperton north | | | 39,002 | 0 | 0 | 0 |
| Sidewalk-Clapperton south | | | 11,323 | 0 | 0 | 0 |
| Sidewalk-Quilchena north | | | 20,380 | 0 | 0 | 0 |
| Sidewalk-Garcia east & west | | | 27,481 | 0 | 0 | 0 |
| Sidewalk-Quilchena ave north | | | 18,240 | 0 | 0 | 0 |
| Menzies - Cranna to Clapperton Sidewalk | 28,836 | 0 | | | | 0 |
| Nicola ave between voght & garcia | | | | 30,000 | 30,000 | 0 |
| Nicola ave between garcia & charters | | | | 30,000 | 30,000 | 0 |
| Grantite between charters & blair | | | | 50,000 | 50,000 | 0 |
| Sidewalk @ old city hall parking lot | | | 7,000 | 0 | 0 | 0 |
| Nicola - between voght & chapman | | | 29,500 | 0 | 0 | 0 |
| Voght - between nicola & mammette west side | | | 22,000 | 0 | 0 | 0 |
| Quilchena - between charters & blair south side | | | 1,000 | 0 | 0 | 0 |
| coldwater - between chapman & river south side | | | 8,500 | 0 | 0 | 0 |
| Canford - between canford & coldwater both sides | | | 24,000 | 0 | 0 | 0 |
| Canford - between wilson & main | | | 12,000 | 0 | 0 | 0 |
| TOTAL PUBLIC WORKS | 218,230 | 291,363 | 322,255 | 2,967,500 | 678,400 | 2,799,400 |

RECREATION

| | | | | | | |
|-------------------------------|--------|--------|---------|-----------|---------|-----------|
| Payroll benefits | | 586 | | | | 0 |
| Aquatic centre equipment | 0 | | 15,000 | 0 | 0 | 0 |
| Aquatic Centre Study | 0 | | | | | 0 |
| Information Centre Items | 0 | | | | | 0 |
| V260 Pressure Tank | 0 | | | | | 0 |
| Alarm - Info Centre | 0 | | | | | 0 |
| Zamboni Replacement | 59,047 | 0 | | | | 0 |
| Voght land purchase | | | 186,000 | 0 | 0 | 0 |
| Arena Upgrade | 3,463 | 14,285 | 7,448 | 100,000 | 100,000 | 171,400 |
| Arena Upgrade | | | | 2,291,000 | 0 | 2,391,000 |
| Civic Centre-Art | 0 | 0 | 0 | 0 | 0 | 0 |
| Claybanks R.V. park fence | 939 | 0 | | | | 0 |
| Rotary Park | 0 | | | | | 0 |
| A/V Equipment | 0 | | | | | 0 |
| Cemetery Irrigation | 0 | | | | | 0 |
| Pool Covers/ Safety Equipment | 0 | | | | | 0 |
| Civic Centre Construction | 0 | | | | | 0 |
| Civic Centre upgrade | 0 | | 0 | 0 | 0 | 0 |
| N.V.A.C. - Front Planter | | | 5,016 | 0 | 0 | 0 |
| N.V.A.C. - Fitness Room | | | 4,121 | 0 | 0 | 0 |
| N.V. Centennial pool | | | 16,097 | 3,900 | 0 | 3,900 |
| Benches/Tables for schools | | | | 5,000 | 5,000 | 0 |
| field improvements | | | | 12,400 | 12,400 | 0 |
| Central park master plan | | | | 45,000 | 45,000 | 0 |
| Collettsville park upgrade | | | | 25,000 | 25,000 | 0 |

23

1996 ANNUAL BUDGET WORKING PAPERS

| | ACTUAL 92 | ACTUAL 93 | ACTUAL 94 | AMENDED BUDGET 95 | PROVISIONAL BUDGET 96 | ANNUAL BUDGET 96 | |
|--------------------------------|-----------|-----------|-----------|-------------------|-----------------------|------------------|---------|
| Ball Diamond - Voght park | | | 6.867 | 0 | 0 | 0 | 0 |
| Ball Diamond - Central park | 42.043 | 44.798 | 22.501 | 0 | 0 | 0 | 0 |
| <hr/> | | | | | | | |
| RECREATION CAPITAL TOTAL | 105.491 | 59.083 | 62.636 | 2,595.900 | 187.400 | 2,653.700 | 2466300 |
| <hr/> | | | | | | | |
| TOTAL CAPITAL EXPENDITURES | 347.730 | 377.718 | 663.319 | 5,685.200 | 1,910.800 | 6,672.762 | 4761962 |
| GENERAL CAP. FUND POSITION | 0 | 0 | 0 | 0 | 0 | 0 | 0 |
| <hr/> | | | | | | | |
| AQUATIC CENTRE REVENUE | | | | | | | |
| long term borrowing | | 1,056.519 | | | | | |
| Reserve for future exp. | 319.214 | 204.783 | 64.810 | | | | |
| d.c.c. reserve | 33.300 | | | | | | |
| interest revenue | 23.386 | | | | | | |
| capital works reserve | 200.000 | | | | | | |
| Fundraising donations | | 225.719 | | | | | |
| government grant | 318.333 | 636.667 | | | | | |
| contribution from general fund | 250.700 | | | | | | |
| <hr/> | | | | | | | |
| | 1,144.933 | 2,123.687 | 64.810 | 0 | 0 | 0 | 0 |
| <hr/> | | | | | | | |
| EXPENDITURES | | | | | | | |
| aquatic centre construction | 916.764 | 2,070.024 | 64.810 | | | | |
| Transfer to reserve | 228.169 | 53.664 | | | | | |
| <hr/> | | | | | | | |
| | 1,144.933 | 2,123.687 | 64.810 | 0 | 0 | 0 | 0 |

24

1996 ANNUAL BUDGET WORKING PAPERS

| | ACTUAL 92 | ACTUAL 93 | ACTUAL 94 | AMENDED BUDGET 95 | PROVISIONAL BUDGET 96 | ANNUAL BUDGET 96 | |
|--|-----------|-----------|-----------|-------------------|-----------------------|------------------|--|
|--|-----------|-----------|-----------|-------------------|-----------------------|------------------|--|

WATER OPERATING FUND

REVENUES

| | | | | | | | |
|------------------------------------|---------|---------|---------|---------|---------|---------|-------|
| Parcel Taxes | 93,874 | 94,944 | 98,771 | 102,000 | 108,000 | 108,000 | |
| User Fees | 356,487 | 376,620 | 408,026 | 418,000 | 459,000 | 459,000 | |
| N.E. specified area charge | | | | | | 17,700 | 17700 |
| Connection Fees | 24,070 | 19,470 | 5,630 | 9,000 | 9,000 | 9,000 | |
| Water Meter Sales | | 8860 | 14,919 | 6,000 | 6,000 | 6,000 | |
| Transfer from res. for future exp. | | 43,163 | 30,000 | 36,000 | 0 | 0 | |
| Water conservation grant | | | | 10,000 | 0 | 0 | |
| Contribution from Surplus | | 0 | 0 | 0 | 0 | 0 | |
| | | 0 | 0 | 0 | 0 | 0 | |

| | | | | | | | |
|-----------------------|----------------|----------------|----------------|----------------|----------------|----------------|--------------|
| TOTAL REVENUES | 474,431 | 543,057 | 557,347 | 581,000 | 582,000 | 599,700 | 17700 |
|-----------------------|----------------|----------------|----------------|----------------|----------------|----------------|--------------|

| | | | | | | | |
|-------------------------|-------|---|---|---|---|---|--|
| Interest on Investments | 5,849 | 0 | 0 | 0 | 0 | 0 | |
| unapplied accruals | 3,373 | | | | | | |

| | | | | | | | |
|--------------------------------------|--------------|----------|----------|----------|----------|----------|----------|
| TOTAL INTEREST ON INVESTMENTS | 9,221 | 0 | 0 | 0 | 0 | 0 | 0 |
|--------------------------------------|--------------|----------|----------|----------|----------|----------|----------|

| | | | | | | | |
|------------------------------|--------|--------|--------|--------|--------|--------|--|
| Facilities Assistance Grants | 7,742 | 1,260 | 0 | 0 | 0 | 0 | |
| Hydrant Rental | 10,000 | 12,132 | 19,623 | 26,500 | 26,500 | 26,500 | |

| | | | | | | | |
|--------------|---------------|---------------|---------------|---------------|---------------|---------------|----------|
| TOTAL | 17,742 | 13,392 | 19,623 | 26,500 | 26,500 | 26,500 | 0 |
|--------------|---------------|---------------|---------------|---------------|---------------|---------------|----------|

| | | | | | | | |
|----------------------------------|----------------|----------------|----------------|----------------|----------------|----------------|--------------|
| TOTAL WATER FUND REVENUES | 501,395 | 556,449 | 576,970 | 607,500 | 608,500 | 626,200 | 17700 |
|----------------------------------|----------------|----------------|----------------|----------------|----------------|----------------|--------------|

EXPENDITURES - WATER

| | | | | | | | |
|--------------------------------|--------|--------|--------|--------|--------|--------|--|
| Payroll - VACTION | 8,483 | 10,436 | 10,093 | 9,500 | 9,900 | 9,900 | |
| Payroll - SICK | | 6,230 | 2,032 | 3,300 | 1,300 | 1,300 | |
| Payroll - Benefits | 15,524 | 6,747 | 17,233 | 19,000 | 21,000 | 21,000 | |
| Payroll Fulltime | 587 | 0 | 0 | 0 | 0 | 0 | |
| Payroll Overtime | 1,916 | 0 | 0 | 0 | 0 | 0 | |
| Freight & Cartage | 17 | 0 | 0 | 0 | 0 | 0 | |
| Telehpne/Alarm Monitoring | 515 | 1,189 | 1,433 | 1,500 | 1,500 | 1,500 | |
| Alarm Service | 591 | 0 | 0 | 0 | 0 | 0 | |
| Miscellaneous | | 0 | 0 | 0 | 0 | 0 | |
| Insurance | 1,992 | 2,214 | 2,836 | 3,000 | 3,500 | 3,500 | |
| Water Rights Licence | 333 | 415 | 470 | 500 | 1,000 | 1,000 | |
| Utilities - Hydro | 74,893 | 59,388 | 73,931 | 70,000 | 70,000 | 70,000 | |
| Utilities - Gas | 658 | 745 | 1,039 | 1,000 | 1,000 | 1,000 | |
| Pump & Equip. Maint - labour | | | 1,788 | | | | |
| Pump & Equip. Maint - other | | | 2,971 | | | | |
| Pump & Equip. Maint - vehicles | 4,382 | 7,871 | 33 | 7,000 | 5,000 | 5,000 | |
| Well & Reservoir - labour | | | 8,952 | | | | |
| Well & Reservoir - other | | | 886 | | | | |
| Well & Reservoir - vehicles | 17,615 | 14,191 | 82 | 9,000 | 9,000 | 9,000 | |
| Equipment Maintenance | 410 | | | | | | |
| Building Maintenance | 221 | 813 | 0 | 0 | 0 | 0 | |
| Service | 144 | | | | | | |
| Supplies | 1,297 | 1,663 | 1,613 | 1,500 | 1,500 | 1,500 | |
| Small tools | | | | 1,000 | 1,000 | 1,000 | |

1996 ANNUAL BUDGET WORKING PAPERS

| | ACTUAL 92 | ACTUAL 93 | ACTUAL 94 | AMENDED BUDGET 95 | PROVISIONAL BUDGET 96 | ANNUAL BUDGET 96 | |
|-----------------------------------|-----------|-----------|-----------|-------------------|-----------------------|------------------|-------|
| Water Srvce/main Repairs - labour | | | 32.067 | | | | 0 |
| Water Srvce/main Repairs - other | | | 31.042 | | | | 0 |
| Water Srvce/main Repairs - veh. | 15.886 | 53.334 | 3.363 | 55.000 | 45.000 | 45.000 | 0 |
| New Service Conect - labour | | | 3.084 | | | | 0 |
| New Service Conect - other | | | 1.188 | | | | 0 |
| New Service Conect -vehicles | 6.705 | 14.630 | 602 | 13.800 | 4.000 | 4.000 | 0 |
| Watermain Repair | 9.779 | 16.267 | 0 | 0 | 0 | 0 | 0 |
| Hydrant Maintenance - labour | | | 10.907 | | | | 0 |
| Hydrant Maintenance - other | | | 8.561 | | | | 0 |
| Hydrant Maintenance - vehicles | 15.107 | 22.132 | 156 | 26.500 | 26.500 | 26.500 | 0 |
| As-Built | 5.150 | 5.264 | 40.205 | 9.800 | 3.000 | 3.000 | 0 |
| Meter Reading /Mtnce -labour | | | 3.864 | | | | 0 |
| Meter Reading /Mtnce - other | | | 1.425 | | | | 0 |
| Meter Reading /Mtnce - vehicles | | 2.676 | 0 | 5.500 | 7.000 | 7.000 | 0 |
| Equipment Charge (misc.) | | 10.063 | 11.417 | 5.000 | 5.000 | 5.000 | 0 |
| Water Conservation Prog. | | 92 | 9.026 | 6.000 | 3.500 | 3.500 | 0 |
| New water mater expend. | | 7.292 | 14.127 | | | | 0 |
| Consulting Fees | | 402 | 0 | 0 | 1.000 | 1.000 | 0 |
| General allowance | | | | 2.000 | 0 | 0 | 0 |
| Collettsville water system | | | | | 46.500 | 46.500 | 0 |
| Administration Transfer | 100.000 | 100.000 | 100.000 | 110.000 | 160.000 | 160.000 | 0 |
| TOTAL | 282.205 | 344.056 | 396.423 | 359.900 | 427.200 | 427.200 | 0 |
| FISCAL SERVICES | | | | | | | 0 |
| MFA - Principal | 30.726 | 12.583 | 14.319 | 16.300 | 16.300 | 16.300 | 0 |
| MFA - Interest | 28.500 | 22.810 | 21.074 | 19.100 | 19.100 | 36.800 | 17700 |
| MFA - U.S. Exchange | 2.337 | 10.816 | 12.807 | 12.500 | 12.100 | 12.100 | 0 |
| Contribution to Capital | 101.536 | 135.752 | 60.909 | 132.700 | 47.500 | 47.500 | 0 |
| contribution to future res. | 35.163 | 30.000 | 36000 | | | | 0 |
| Contribution to Surplus | 20.928 | 433 | 35.438 | 67.000 | 86.300 | 86.300 | 0 |
| TOTAL FISCAL SERVICES | 219.190 | 212.393 | 180.547 | 247.600 | 181.300 | 199.000 | 17700 |
| TOTAL EXPENDITURES | 501.395 | 556.449 | 576.970 | 607.500 | 608.500 | 626.200 | 17700 |
| SURPLUS/DEFICIT WATER FUND | 0 | 0 | 0 | 0 | 0 | 0 | 0 |

26

1996 ANNUAL BUDGET WORKING PAPERS

| ACTUAL 92 | ACTUAL 93 | ACTUAL 94 | AMENDED BUDGET 95 | PROVISIONAL BUDGET 96 | ANNUAL BUDGET 96 |
|-----------|-----------|-----------|-------------------|-----------------------|------------------|
|-----------|-----------|-----------|-------------------|-----------------------|------------------|

WATER CAPITAL FUND

REVENUES

| | | | | | | |
|--|----------------|----------------|---------------|----------------|------------------|------------------|
| Water Operating | 101.536 | 135.752 | 60.909 | 132.700 | 47.500 | 47.500 |
| Info centre grant - highways | 35.000 | 0 | | | | |
| Long term debt | | | | 855.000 | 686.720 | 686.720 |
| Powersmart Grant | | 7.500 | | 0 | 0 | 0 |
| Gov't Grants-infrastructure -colletville | | | | | 1.373.438 | 1.373.438 |
| B.C. Gov't Grant | 50.528 | 15.065 | 6.421 | 0 | 0 | 0 |
| TOTAL REVENUES | 187.064 | 158.317 | 67.330 | 987.700 | 2.107.658 | 2.107.658 |

EXPENDITURES

| | | | | | | |
|--|----------------|----------------|---------------|----------------|------------------|------------------|
| Payroll Benefits | | | 1.919 | 0 | 0 | 0 |
| colletville water system | | | | | 2.060.158 | 2.060.158 |
| Alarm control upgrade | | 38.121 | | | | |
| Voght Well Pump | 46.219 | 20.002 | 2.252 | | | |
| Trunk Main Voght | 93.863 | 0 | | | | |
| Castillou Water | | 0 | | | | |
| Garcia St. Upgrade | 3.635 | 0 | | 8.300 | 0 | 0 |
| 2" water line (city hall) | 101 | 0 | | | | |
| centre well | 25.909 | 0 | | | | |
| Variable Speed Drive | | 29.693 | | | | |
| Hydrant Valve Replacement/upgrade | | 0 | 13.406 | 20.000 | 40.000 | 40.000 |
| 1/2" Water Service Replacement | | 0 | 2.182 | 10.000 | 0 | 0 |
| Main Replacement - Coutlee | | 28.599 | | | | |
| Main Replacement - Lane/Lauder st. | | 41.901 | | | | |
| New Well exploration | | | 351 | 0 | 0 | 0 |
| Main Replacement - quilchena ave. | | | 12.071 | 0 | 0 | 0 |
| Blair st. | | | 11.402 | 8.600 | 0 | 0 |
| Control system - fairly/voght pumps | | | 7.347 | 0 | 0 | 0 |
| Maranatha - water main | | | 16.400 | 13.600 | 0 | 0 |
| May St. Pump | 17.337 | 0 | | | | |
| A/C - pump house | | | | | 5.500 | 5.500 |
| Water pump (dirty) | | | | | 2.000 | 2.000 |
| North east sector project | | | | 855.000 | 0 | 0 |
| Walters looping | | | | 10.000 | 0 | 0 |
| Main - laneway between river & chapman | | | | 16.000 | 0 | 0 |
| Main along parcel to priest | | | | 23.000 | 0 | 0 |
| Main on chapman -hamilton to coldwater river | | | | 23.200 | 0 | 0 |
| TOTAL EXPENDITURES | 187.064 | 158.317 | 67.330 | 987.700 | 2.107.658 | 2.107.658 |

27

| ACTUAL 92 | ACTUAL 93 | ACTUAL 94 | AMENDED BUDGET 95 | PROVISIONAL BUDGET 96 | ANNUAL BUDGET 96 |
|-----------|-----------|-----------|-------------------|-----------------------|------------------|
|-----------|-----------|-----------|-------------------|-----------------------|------------------|

]::

SEWER OPERATING FUND

REVENUES

| | | | | | | |
|-------------------------------|---------|---------|---------|---------|---------|---------|
| Parcel Tax | 232.389 | 227.535 | 235.095 | 243.000 | 244.500 | 244.500 |
| User Fees | 304.807 | 325.937 | 343.002 | 362.000 | 365.000 | 365.000 |
| N.E. specified area charge | | | | | | 12.400 |
| Connection Fees | 24.640 | 14.595 | 11.312 | 10.000 | 8.000 | 8.000 |
| Transfer res. for future exp. | | 46.182 | 3.000 | 17.400 | 0 | 0 |
| Contribution from Surplus | | 0 | 0 | 0 | 146.300 | 146.300 |
| Forestry Building | | 2014 | 1.862 | 1.500 | 0 | 0 |
| S.T.P lawsuit settlement | | | 3.947 | | | |
| Administration Fee | | | | | | |
| Government Grant | | | 10.000 | 0 | 0 | 0 |

| | | | | | | |
|-------|---------|---------|---------|---------|---------|---------|
| TOTAL | 561.835 | 616.263 | 608.219 | 633.900 | 763.800 | 776.200 |
|-------|---------|---------|---------|---------|---------|---------|

| | | | | | | |
|-------------------------|-------|---|---|---|---|---|
| Interest on Investments | 3.239 | 0 | 0 | 0 | 0 | 0 |
| unapplied accruals | 2.944 | | | | | |

| | | | | | | |
|-------|-------|---|---|---|---|---|
| TOTAL | 6.183 | 0 | 0 | 0 | 0 | 0 |
|-------|-------|---|---|---|---|---|

| | | | | | | |
|-----------------------------|---------|---------|---------|---------|---------|---------|
| Facilities Assistance Grant | 128.765 | 130.025 | 128.765 | 125.000 | 125.000 | 125.000 |
|-----------------------------|---------|---------|---------|---------|---------|---------|

| | | | | | | |
|-------|---------|---------|---------|---------|---------|---------|
| TOTAL | 128.765 | 130.025 | 128.765 | 125.000 | 125.000 | 125.000 |
|-------|---------|---------|---------|---------|---------|---------|

| | | | | | | |
|--------------------------|---------|---------|---------|---------|---------|---------|
| TOTAL SEWER FUND REVENUE | 696.783 | 746.287 | 736.984 | 758.900 | 888.800 | 901.200 |
|--------------------------|---------|---------|---------|---------|---------|---------|

EXPENDITURES

| | | | | | | |
|----------------------------------|--------|--------|--------|--------|--------|--------|
| Payroll - vacation | 4.917 | 6.256 | 5.929 | 5.600 | 8.300 | 8.300 |
| Payroll - sick | | 1.148 | 906 | 3.300 | 1.300 | 1.300 |
| Payroll Benefits | 12.361 | 7.840 | 18.613 | 18.800 | 20.600 | 20.600 |
| Payroll Fulltime | 35.083 | 0 | 0 | 0 | 0 | 0 |
| Payroll Overtime | 3.086 | 0 | 0 | 0 | 0 | 0 |
| Telephone/alarms | 3.558 | 4.593 | 3.059 | 3.000 | 3.000 | 3.000 |
| Miscellaneous | | 28 | 0 | 0 | 0 | 0 |
| Forestry waste water charges | | 348 | 790 | 1.000 | 0 | 0 |
| Sludge Dump/screenings - labour | 5.048 | 5.034 | 7.833 | 15.700 | 15.700 | 15.700 |
| Sludge Dump/screenings - other | | | 2.738 | | | |
| Sludge Dump/screenings - vehicle | | | 7.074 | | | |
| Insurance | 7.384 | 8.430 | 10.955 | 12.000 | 13.500 | 13.500 |
| Waste Management | 5.475 | 1.259 | 1.613 | 2.000 | 2.000 | 2.000 |
| Effluent Testing | 1.938 | 3.259 | 3.249 | 4.000 | 2.000 | 2.000 |
| Utilities - Hydro | 62.810 | 57.141 | 51.132 | 50.000 | 35.000 | 35.000 |
| Utilities - Gas | 170 | 164 | 164 | 300 | 300 | 300 |
| Equipment Rental | 784 | 0 | 0 | 0 | 0 | 0 |
| Lift Station Maint - labour | | | 1.238 | | | |
| Lift Station Maint - other | | | 2.217 | | | |
| Lift Station Maint - vehicles | 3.505 | 6.389 | 30 | 2.000 | 1.000 | 1.000 |
| S T P Operation - labour | | | 58.532 | | | |

1996 ANNUAL BUDGET WORKING PAPERS

| | ACTUAL 92 | ACTUAL 93 | ACTUAL 94 | AMENDED BUDGET 95 | PROVISIONAL BUDGET 96 | ANNUAL BUDGET 96 | |
|-------------------------------------|-----------|-----------|-----------|-------------------|-----------------------|------------------|-------|
| P Operation - other | | | 18,657 | | | | 0 |
| S T P Operation - vehicles | 17,125 | 75,098 | 90 | 76,000 | 76,000 | 76,000 | 0 |
| Sludge Wasting | 1,942 | 0 | 0 | 0 | 0 | 0 | 0 |
| Bldg/Site Maintenance | 2,254 | 0 | 0 | 0 | 0 | 0 | 0 |
| Alarm Services | 703 | 0 | 0 | 0 | 0 | 0 | 0 |
| Supplies | 2,576 | 5,685 | 2,402 | 2,500 | 2,500 | 2,500 | 0 |
| Small Tools | 1,539 | 0 | 252 | 1,000 | 1,000 | 1,000 | 0 |
| Sewer Flushing - labour | | | 2,671 | | | | 0 |
| Sewer Flushing - other | | | 8,085 | | | | 0 |
| Sewer Flushing - vehicles | 9,627 | 10,396 | 255 | 10,000 | 10,000 | 10,000 | 0 |
| Sewer Maint /Servicing - labour | | | 1,885 | | | | 0 |
| Sewer Maint /Servicing - other | | | 3,192 | | | | 0 |
| Sewer Maint /Servicing - vehicles | 13,208 | 7,998 | 298 | 7,000 | 7,000 | 7,000 | 0 |
| New Sewer Connect - labour | | | 667 | | | | 0 |
| New Sewer Connect - other | | | 11 | | | | 0 |
| New Sewer Connect - vehicles | 3,601 | 6,007 | 160 | 0 | 1,000 | 1,000 | 0 |
| Infiltration Basins Mtnce - labour | | | 4,935 | | | | 0 |
| Infiltration Basins Mtnce - other | | | 1,242 | | | | 0 |
| Infiltration Basins Mtnce - vehicle | 7,039 | 5,821 | 784 | 7,000 | 4,000 | 4,000 | 0 |
| Bulk Chemicals | 12,357 | 7,479 | 14,573 | 7,500 | 7,500 | 7,500 | 0 |
| Consulting Fees | 412 | 9,801 | 188 | 3,000 | 1,000 | 1,000 | 0 |
| As-Built | 5,150 | 5,083 | 40,512 | 9,500 | 3,000 | 3,000 | 0 |
| New Dump Site | | 0 | 0 | 0 | 0 | 0 | 0 |
| Courses & Conventions | | | | | | | 0 |
| Manhole Inspections | | | | | | | 0 |
| Clarifier repair | | 5,167 | 0 | 0 | 0 | 0 | 0 |
| Misc Vehicle Charge | | 5,720 | 9,700 | 6,000 | 6,000 | 6,000 | 0 |
| STP study | | | 7,067 | 7,900 | 30,000 | 30,000 | 0 |
| General allowance | | | | 2,000 | 0 | 0 | 0 |
| Structural as-built | | | | 2,000 | 0 | 0 | 0 |
| Program documentation | | | | 2,000 | 0 | 0 | 0 |
| Plant operation manual | | | | 1,500 | 0 | 0 | 0 |
| Administration Transfer | 100,000 | 100,000 | 100,000 | 110,000 | 160,000 | 160,000 | 0 |
| TOTAL | 323,651 | 346,147 | 393,697 | 372,600 | 411,700 | 411,700 | 0 |
| FISCAL SERVICES | | | | | | | 0 |
| MFA - Principal | 56,355 | 85,002 | 87,975 | 91,300 | 93,600 | 93,600 | 0 |
| MFA - Interest | 166,572 | 174,325 | 168,752 | 162,900 | 153,500 | 165,900 | 12400 |
| MFA - Exchange | | 0 | 0 | 0 | 0 | 0 | 0 |
| Bank Charges/Interest | 39,000 | 0 | 0 | 0 | 0 | 0 | 0 |
| Sludge Truck Lease | 15,575 | 3,767 | 707 | 0 | 0 | 0 | 0 |
| Contribution to Capital | 11,178 | 71,080 | 64,219 | 103,900 | 230,000 | 230,000 | 0 |
| Contribution to future exp. res. | 46,182 | 3000 | 17400 | | | | 0 |
| Contribution to Surplus | 38,271 | 62,966 | 4,234 | 28,200 | 0 | 0 | 0 |
| TOTAL | 373,133 | 400,141 | 343,287 | 386,300 | 477,100 | 489,500 | 12400 |
| TOTAL SEWER FUND EXPENDITURES | 696,784 | 746,287 | 736,984 | 758,900 | 888,800 | 901,200 | 12400 |
| SURPLUS/DEFICIT | 0 | 0 | 0 | 0 | 0 | 0 | 0 |

29



BRIAN DAFOE MOTORCADE LTD

P.O. Box 1540 - Merritt, B.C. - V0K 2B0 - 2049 Nicola Ave. - Telephone (604) 378-9255

1996 01 04

Agenda

City of Merritt
P.O. Box 189
Merritt, B.C.
V0K 2B0

CITY OF MERRITT

JAN 05 1996

RECEIVED

Attention: City Council

Dear Council Members:

Re: Request for Sidewalk Upgrading,
2049 Nicola Avenue, Merritt

As you are aware, the construction/renovation of the GM dealership is well underway and scheduled to be completed in early Spring.

I feel that now is an opportune time to suggest that the present sidewalk conditions be upgraded and improved along the corners of Nicola and Voght Streets, particularly as this is in a high profile area.

The existing sidewalks have, over the years, been in need of repair and since we are completing major renovations to both our building and land, I feel this may be a timely opportunity for the City to address this concern.

I look forward to your reply in this regard at your earliest convenience.

Yours truly,

Brian Dafoe,
President

BD/sd

1363

*Agenda / Alee for Cost Estm
for Agenda*

CITY OF MERRITT
MAR 29 1996
RECEIVED

R.R. 1
#8 - 1901 Maxwell Avenue
Merritt, B.C. VOK 2B0

Mayor C. Norgaard
City of Merritt
Merritt, B. C.
VOK 2B0

Your Worship:

I am writing to you in my capacity as Chairman of the Residents Council of the Parkview Adult Community. A situation has arisen which is causing us some considerable concern.

Motor vehicles are turning onto Maxwell Avenue and making a U-turn about half way to the entrance to our complex. In so doing, they are driving onto the boulevard and destroying the surface with tire and skid marks.

Our project has taken upon itself responsibility for landscaping and maintaining the area immediately adjacent to our complex. As our Residents Council has now taken over responsibility for this area from the Developer, we will be negotiating with a local company to perform the necessary maintenance landscaping. However, something has to be done about the ongoing damage on Maxwell Avenue before we can launch any meaningful program.

We would therefore ask that the City install curbing on the east side of Maxwell Avenue, from Voigt Street to the entrance of our complex. We will repair and maintain the area from the curb to our the existing fence line.

I am sure that you will have questions. I will therefore make myself and the rest of the Council available at your convenience.

Yours truly

Tom

[Signature]
K. Dome
Chairman
378-6634

This problem can be rectified by installing concrete barriers spaced 5ft apart. I have contacted the chairman of the Parkview adult community and they are in favor of installing of concrete barriers.

*Estimated cost to install concrete barriers
16 concrete barriers @ \$150.00 ea = \$2400.00*

A.A.

*13
32*

MEMORANDUM

DATE: March 1, 1996
TO: T.C. DAY, City Administrator
FROM: M. BEDARD, Bylaw Services Officer
RE: Cost of Part-Time Animal Control Officer

As instructed by Administration, the Reporting Officer was to come up with a possible scenario and cost factor for a part-time Animal Control Officer to cover shifts, while the full-time Bylaw Services Officer/Animal Officer is away on holidays and courses. An approximate cost is listed below and this would reflect a seven week factor, two of which would be training, and five weeks would be what I perceive to be a minimum amount of coverage that would be needed for the year. The cost is broken down, as follows:

Wage: \$21.59/hour - this includes 15% in lieu of benefits

A 35 hour work week would be \$755.65, for a seven week coverage for the first year (which would include a two-week training period). The total would be approximately \$5,289.55.

The cost listed above is an approximate cost, again, for seven weeks, this could increase or decrease by the demand needed by the extra part-time person.

As the veterinarians have pointed out in their letter to City Administration, they are concerned about the lack of response during shut-down periods, holidays and course coverage. With the addition of a part-time animal control officer, that perception would be lifted and the response would be 52 weeks a year. The majority of the problem that the vets experience is during shut-down periods or holiday time that they have no where to turn people to for dog pick-up. Again, the perception of the vets is that if they refuse to take in the dogs that they are inconsiderate. The control of lost animals is not the veterinary doctor's responsibility. It does fall under the City. They are asking that we help to relieve this problem by supplying year-round coverage. Again, this would only be for the daylight hours and call-out for emergencies, as is the procedure right now.

For Administration's information, there is a local citizen who, on his own initiative, has enrolled himself in the Bylaw Investigation Level 1 Course at the Justice Institute, during the second week of March. Upon completion and achievement of a passing grade, this individual could be a likely candidate for a part-time position on an as-needed call in position. It is my opinion that if a second person is to be hired, he or she should at least have some type of bylaw training to keep up the high standards of service already being supplied by the City. This way the person can be utilized in an emergency for minor bylaw infractions, while the regular person is off.

Respectfully submitted,



MARCEL A. BEDARD
Bylaw Services Officer

cc: S. GILL, City Treasurer ✓

Memorandum

LJ + Vra

IN CAMERA

To: Administrator
From: City Planner
Date: April 29, 1996
Subject: John Schuring's car lot on Nicola Avenue - request for removal of covenant registered on the property.

A potential purchaser of the subject property is requesting that the attached covenant be removed from the title in order to construct a new building on the subject property.

The city has recently sold property to Mr. Lal Mahil so that he could increase the private parking for Lot 1 Plan 14829 which is the property which this covenant was registered in favor of.

Parking requirements for Mr. Mahil's property have been effectively addressed through this recent sale and also the new parking credit for corner lots which Council approved in 1995.


The release of this covenant should be contingent on the removal of all the existing vehicles which are currently located on the subject property.

All costs associated to the release of the covenant are to be paid by either the current owner of the property or the potential purchaser. The City will not be responsible for any costs.

Recommendation:

1. "THAT Council authorize staff to proceed with the release of the covenant registered against Lot 1, District Lot 123, KDYD, Plan 14829 except such undersurface rights as are registered in Absolute fees simple Book, volume 18, Folio 152, No. 9837D and Lot 4, Block 11, District Lot 123, KDYD, Plan 1 except such undersurface rights as are registered in absolute fees simple book, Volume 8, folio 7, No. 10782A."
2. " THAT the City of Merritt will not be responsible for any costs associated with the release of this covenant."

Respectfully Submitted


Finlay J. Sinclair
City Planner

L/MCC

Rec & Proceed with
Recommendations
- C

Date: 96/04/26
Requestor: (PA67451)

TITLE SEARCH PRINT - KAMLOOPS
MORLEY STONEHOUSE NOTARY PUBLIC
TITLE - P72159

Time: 08:05:18
Page: 001

SECTION 172 LAND TITLE ACT

KAMLOOPS LAND TITLE OFFICE TITLE NO: P72159
FROM TITLE NO: 234949

APPLICATION FOR REGISTRATION RECEIVED ON: 08 NOVEMBER, 1979
ENTERED: 20 JANUARY, 1989

REGISTERED OWNER IN FEE SIMPLE:
JOHN SCHURING, BUSINESSMAN
BOX 215
MERRITT, B.C.

TAXATION AUTHORITY:
CITY OF MERRITT

DESCRIPTION OF LAND:
PARCEL IDENTIFIER: 012-837-865
LOT 4 BLOCK 11 DISTRICT LOT 123 KAMLOOPS DIVISION YALE DISTRICT PLAN 1
EXCEPT SUCH UNDER-SURFACE RIGHTS AS ARE IN ABSOLUTE FEES BOOK VOLUME 8
FOLIO 7 NO. 10782A

LEGAL NOTATIONS: NONE

CHARGES, LIENS AND INTERESTS:
NATURE OF CHARGE
CHARGE NUMBER DATE TIME

OPTION TO PURCHASE
T12770 1982-03-12 13:58
REGISTERED OWNER OF CHARGE:
ROSE-MARIE DUFAULT
T12770
REMARKS: INTER ALIA

LEASE
T12772 1982-03-12 13:58
REGISTERED OWNER OF CHARGE:
ROSE-MARIE DUFAULT
T12772

COVENANT
T16032 1982-03-31 09:39
REGISTERED OWNER OF CHARGE:
CITY OF MERRITT
T16032
REMARKS: SEC. 215 LTA

COVENANT
X101759 1986-05-06 10:40
REGISTERED OWNER OF CHARGE:
CITY OF MERRITT
X101759
REMARKS: SEC. 215 LTA

*Please for copies of
Covenant T16032 &
X101759*

Morley Stonehouse
NOTARY PUBLIC
P.O. Box 3127
Merritt, B.C. V0K 2B0
Tel (604) 378-4266

Date: 96/04/26
Requestor: (PA67451)

TITLE SEARCH PRINT - KAMLOOPS
MORLEY STONEHOUSE NOTARY PUBLIC
TITLE - P72159

Time: 08:05:19
Page: 002

JUDGMENT

KC89767 1989-11-06 11:47

CANCELLED BY: KD3951

1990-01-15

REGISTERED OWNER OF CHARGE:
JENSEN, MITCHELL & COMPANY
KC89767

REMARKS: INTER ALIA

JUDGMENT

KG89972 1993-03-15 08:59

REGISTERED OWNER OF CHARGE:
R. HACK ELECTRIC
KG89972

CAUTION - CHARGES MAY NOT APPEAR IN ORDER OF PRIORITY. SEE SECTION 28, L.T.A."

DUPLICATE INDEFEASIBLE TITLE:

SUED: 1985-09-10

FILING REFERENCE: X51869

TO: C.I.B.C. PRINCETON, B.C.

TRANSFERS: NONE

PENDING APPLICATIONS: NONE

CORRECTIONS: NONE

Less Grant Renewal 4454
116032

LAND TITLE ACT

REGISTRY (Sections 151, 152(1), 220)
LAND TITLE OFFICE
KAMLOOPS B.C.

NOTE - Before submitting this application for interests under (1) and (2), applicants should check and satisfy themselves as to the tax position, including taxes of the Crown, provincial, a municipality, and improvement, water and irrigation districts.

CHARGE Nature of Charge COVENANT True Value: Nominal

HEREWITH FEES OF \$ 11.00

Full name, address, telephone number of person presenting application
MORELLI CHERTKOW GRIFFITHS DONALDSON
Barristers & Solicitors
300 - 180 Seymour Street
Kamloops, British Columbia
374-3344

[Signature]
(Signature of applicant, or solicitor or authorized agent)

THIS INDENTURE made this 8th day of March, 1982

BETWEEN:

JOHN SCHURING, "Businessman" of,
P.O. Box 215, in the City of Merritt,
Province of British Columbia

(hereinafter called the "Grantor")

COVENANT
SEC 210
L.T.A.

OF THE FIRST PART

AND:

CITY OF MERRITT,
P.O. Box 189,
Merritt, British Columbia

(hereinafter called the "Grantee")

Lot 4
Block 11
Plan 1

OF THE SECOND PART

LAND TITLE ACT
Section 1 (Section 28)
REGISTRATION
Application received on
this date
Register of
Land Title Office

WHEREAS the Grantor is the registered owner of certain property within the City of Merritt, Province of British Columbia, being more particularly known and described as:

Lot 1, District Lot 123, Kamloops Division Yale District,
Plan 14829 except such undersurface rights as are registered
in Absolute Fees Book, Volume 18, Folio 152, No. 9837D

(hereinafter called the "Business Property")

L701188

Page 2

AND WHEREAS the Grantor is desirous of using a building on the Business Property for restaurant purposes;

AND WHEREAS the Grantor would otherwise be required, pursuant to the provisions of City of Merritt Zoning By-Law No. 927 to provide parking spaces to accommodate the said building and the use to which it is being put;

AND WHEREAS the Grantor desires to provide off-site parking in lieu of providing on-site parking;

AND WHEREAS the Grantor is also the registered owner of certain lands and premises in the City of Merritt and Province of British Columbia, more particularly known and described as:

Lot 4, Block 11, District Lot 123, Kamloops Division Yale District, Plan 1 except such undersurface rights as are registered in Absolute Fees Book, Volume 8, Folio 7, No. 10782A

(hereinafter called the "Parking Property")

which the Grantor and Grantee intend to have used to satisfy the parking requirements of the City of Merritt Zoning By-Law No. 927 as hereinbefore described;

NOW, THEREFORE, THIS INDENTURE WITNESSETH that in consideration of the sum of ONE (\$1.00) Dollar, the receipt of which is hereby acknowledged by the Grantor, and in consideration of the Grantee agreeing to the provision of off site parking in lieu of on-site parking for the Business Property owned by the Grantor as hereinbefore related, the Grantor HEREBY COVENANTS AND AGREES with the Grantee as follows:

1. The Grantor hereby agrees that the Parking Property shall not:
 - (a) Be used except for the parking of motor vehicles in connection with the businesses carried on at the building situate on the Building Property and shall not be used for any other purpose or in any other particular manner; and
 - (b) Be built upon except for such landscaping, paving and other improvements necessary to provide the parking facilities.
2. In the event that the use to which the Business Property is put becomes a use which, in the opinion of the Grantee, no longer requires off-site parking pursuant to the aforementioned zoning by-law, the Grantee shall, at the request of the Grantor, forthwith release the within Covenant from the title to the Parking Property at the expense of the Grantor.

3. The covenants herein contained shall be covenants running with the land and no part of the fee of soil shall be vested in the Grantee by these presents, pursuant to Section 215 of the "Land Title Act", R.S.B.C. 1979, Chapter 219 and all amendments thereto.

4. This Agreement shall enure to the benefit of and be binding upon the parties hereto, their respective heirs, executors, successors, administrators and assigns.

5. Wherever the plural or the masculine is used herein the same shall be construed to mean the singular or the feminine or the body corporate or politic where the context or the contents so require.

III WITNESS WHEREOF the parties have executed these presents on the day and year first above written.

Signed, sealed and delivered in the presence of:

Joseph A. Groenewegen

JOSEPH A. GROENEWEGEN

Notary Public


Box 2859 - Merritt, B.C. - V0K 2B0

Phone 370-6138

John Schuring
John Schuring

The Corporate Seal of the CITY OF MERRITT was hereunto affixed in the presence of:

[Signature]
CITY CLERK



PROOF OF EXECUTION BY CORPORATION

I certify that on the *8th* day of *March*, 19 *82*, at the City of Merritt, in the Province of British Columbia, *John Schuring* (whose identity has been proved by the evidence on oath of ~~who is~~ personally known to me, appeared before me and acknowledged to me that he/she is the authorized signatory of CITY OF MERRITT, and that he/she is the person who subscribed his/her name and affixed the seal of the corporation to the instrument, that he/she was authorized to subscribe his/her name and affix the seal to it, (and that the corporation existed at the date the instrument was executed by the corporation).

In testimony of which I set my hand and seal of office at the City of Merritt, Province of British Columbia, this *8th* day of *March*, 19 *82*.

[Signature]
 A Commissioner for taking Affidavits
 for British Columbia

MacA. Pritchard and Partners Ltd., Vancouver, B.C.
 Licensed Professional Surveyors Form No. 17A-4

LAND TITLE ACT

FORM 6
 (Section 46)

PROOF OF EXECUTION BY CORPORATION

I CERTIFY that on the 30th day of March, 19 82, at Merritt in British Columbia, James Thomas Rabbitt and Leo Den Boer (whose identity has been proved by the evidence on oath of _____ (State full name, address, and occupation)

who is personally known to me, appeared before me and acknowledged to me that he/she is the authorized signatory of City of Merritt

and that he/she is the person who subscribed his/her name and affixed the seal of the corporation to the instrument, that he/she was authorized to subscribe his/her name and affix the seal to it, (and that the corporation existed at the date the instrument was executed by the corporation.)

IN TESTIMONY of which I set my hand and seal of office at Merritt this 30th day of March, 19 82.

[Signature]
 M. Macgregor a Commissioner for Oaths

*Where the person making the acknowledgment is personally known to the officer taking it, strike out these words in brackets.
 †These words in brackets may be added, if the applicant wishes the registrar to exercise his discretion under the section 162(3) not to call for further evidence of the existence of the corporation.
 ‡Write name and qualifications under section 48, e.g., A Commissioner for Taking Affidavits for British Columbia.

0071017

LAND TITLE ACT

FORM 17 (Sections 151, 152 (1), 220)

Note—Before submitting this application for interests under (1) and (2), applicants should check and satisfy themselves as to the tax position, including taxes of the Crown provincial, a municipality, and improvement, water, and irrigation districts.

Charge Reserve Contract True Value Nil
 (Nature of charge) S. 117

HEREWITH FILED 10/02
 ADDRESS of person entitled to be registered as owner, if different than shown in instrument _____

Legal description, if not shown in instrument being submitted with this application
LOT 4 BLK 11 PLANT

Full name, address, telephone number of person presenting application _____

MORELLI, CHERTKOW, GRIFFITHS & HUGH
 Barristers & Solicitors
 300 — 180 SEYMOUR STREET
 KAMLOOPS, B.C. V2C 2E2
 374-3344

[Signature]
 L. H. MacCarty




REGISTERED

AFFIDAVIT FOR MAKER

I HEREBY CERTIFY that on the *7th* day of *April* 1986, at Merritt, in the Province of British Columbia, JOHN SCHURING, who is personally known to me appeared before me and acknowledged to me that he is the person mentioned in the annexed instrument as the maker thereof, and whose name is subscribed thereto as parties, that he knows the contents thereof, and that he executed the same voluntarily, and is the full age of twenty-one years.

IN TESTIMONY whereof I have hereunto set my hand and seal of office at Merritt, in the Province of British Columbia, this *7th* day of *April* A.D. 1986.



Joseph A. Groenewegen
Commissioner for taking Affidavits.
JOSEPH A. GROENEWEGEN
Notary Public
Box 2050 - Merritt, B.C. - V0K 2B0
Phone 378-6100

ACKNOWLEDGEMENT OF AN OFFICER OF A CORPORATION

I HEREBY CERTIFY that on the *8* day of *March* A.D. 1986 at Merritt, in the Province of British Columbia,

Leo van Boer
who is personally known to me appeared before me and acknowledged to me that he is the *Authorized Signatory* of the Town of Merritt, and that he is the person who subscribed his name to the annexed instrument as *Authorized Signatory* of the Town of Merritt, and affixed the seal of the said Town of Merritt to the said instrument, that he was first duly authorized to subscribe his name as aforesaid, and affix the said seal to the said instrument, and that such corporation is legally entitled to hold and dispose of land in the Province of British Columbia.

IN TESTIMONY WHEREOF I have hereunto set my hand and seal of office at Merritt, British Columbia, this *8* day of *March* A.D. 1986.

Joseph A. Groenewegen
A Commissioner for taking Affidavits
for British Columbia.

JOSEPH A. GROENEWEGEN
Notary Public
Box 2050 - Merritt, B.C. - V0K 2B0
Phone 378-6100

FILM
Morelli, Chertkow, Griffiths & Hogg
 Barristers & Solicitors

| | | |
|-----------------|-------------------|-----------------|
| R. Morek | M. I. Chertkow | G. W. Griffiths |
| J. M. Hogg | F. D. C. Campbell | M. J. Smith |
| M. E. MacGregor | R. W. McQuinn | P. J. Maher |
| L. A. Pedersen | G. M. Henderson | G. G. E. Veale |
| L. A. Orlam | | |

2300 - 189 Seymour Street
 Kamloops, B.C. V2G 2E3
 Telephone 374-5314
 Telex 848-6192

Merritt Office

Box 403
 Merritt, B.C. V0K 7B0
 Telephone 378-4218

Reply Attention: **Glenn M. Henderson**
 Our File No.: **1150-5**
 Your File No.:

REPLY TO:

COPY

18 April, 1986

City of Merritt
 P.O. Box 189
 Merritt, B.C.
 V0K 2B0

Attention: Mr. Leo den Boer

Dear Sir:

Re: Covenant between the City of Merritt and John Schuring covering Lot 4, Plan 1

Further to our recent telephone conversation, find attached hereto photocopy of the above-noted Covenant.

Kindly confirm by signing a copy of this letter that you understand that Clause (b) in the said Covenant is a personal covenant only and does not run with the land.

Yours truly,
 MORELLI, CHERTKOW, GRIFFITHS & HOGG
 Merritt Office
 Per:

Glenn M. Henderson

GMH:jm
 Encl.

Leo den Boer
 City of Merritt
 Apr. 21/86.